

MONTEZUMA COUNTY, COLORADO

Accountants' Reports
and
Basic Financial Statements

December 31, 2023

MONTEZUMA COUNTY, COLORADO

TABLE OF CONTENTS

December 31, 2023

Independent Auditors' Report on Basic Financial Statements and Supplementary Schedule of Expenditures of Federal Awards	1-2
Management's Discussion and Analysis	3-13
Basic Financial Statements	
Government -Wide Financial Statements	
Statement of Net Position	14
Statement of Activities	15
Fund Financial Statements	
Balance Sheet-Governmental Funds and the Reconciliation of the Governmental Funds Balance Sheet with the Statement of Net Position	16
Statement of Revenues, Expenditures and Changes in Fund Balance-Governmental Funds	17
Reconciliation of the Statement of Revenues, Expenditures and Changes in Fund Balance- Governmental Funds to the Statement of Activities	18
Statement of Net Position-Proprietary Funds	19
Statement of Revenues, Expenses, and Changes in Net Position-Proprietary Funds	20
Statement of Cash Flows-Proprietary Funds	21
Statement of Fiduciary Net Position	22
Statement of Changes in Fiduciary Net Position	23
Notes to the Financial Statements	24-42
Required Supplemental Information	43
Statement of Revenues, Expenditures and Changes in Fund Balance-Budget and Actual-General Fund	44-46
Statement of Revenues, Expenditures and Changes in Fund Balance-Budget and Actual- Road and Bridge Fund	47
Statement of Revenues, Expenditures and Changes in Fund Balance-Budget and Actual- Social Services Fund	48-49
Other Supplementary Information	50
Non Major Governmental Funds	51
Combining Balance Sheet-Nonmajor Governmental Funds	52
Combining Statement of Revenues, Expenditures and Changes in Fund Balances-Nonmajor Governmental Funds	53
Schedule of Revenues, Expenditures and Changes in Fund Balance-Budget and Actual-Public Health Fund	54
Schedule of Revenues, Expenditures and Changes in Fund Balance-Budget and Actual-Conservation Trust Fund	55

MONTEZUMA COUNTY, COLORADO

TABLE OF CONTENTS

December 31, 2023

Schedule of Revenues, Expenditures and Changes in Fund Balance-Budget and Actual-Ormiston Fund	56
Schedule of Revenues, Expenditures and Changes in Fund Balance-Budget and Actual-Emergency Telephone Fund	57
Schedule of Revenues, Expenditures and Changes in Fund Balance-Budget and Actual-Sheriff's Forfeiture Fund	58
Schedule of Revenues, Expenditures and Changes in Fund Balance-Budget and Actual-Revolving Loan Fund	59
Schedule of Revenues, Expenditures and Changes in Fund Balance-Budget and Actual-Lodger's Tax Fund	60
Schedule of Revenues, Expenditures and Changes in Fund Balance-Budget and Actual-Emergency Reserve Fund	61
Schedule of Revenues, Expenditures and Changes in Fund Balance-Budget and Actual-Contingent Fund	62
Schedule of Revenues, Expenditures and Changes in Fund Balance-Budget and Actual Law Enforcement Authority Fund	63
Schedule of Revenues, Expenditures and Changes in Fund Balance-Budget and Actual-Capital Fund	64
Statement of Revenues, Expenditures and Changes in Net Position-Budget and Actual-Landfill Fund	65
Information Required by Oversight Authorities	66
Independent Auditors' Report on Internal Control Over Financial Reporting and on Compliance and Other Matters Based on an Audit of Financial Statements in Accordance with Government Auditing Standards	67-68
Independent Auditors' Report on Compliance with Requirements Applicable to Each Major Program and Internal Control over Compliance Required by the Uniform Guidance	69-70
Schedule of Expenditures of Federal Awards	71-72
Notes to the Schedule of Federal Financial Assistance	73
Schedule of Findings and Questioned Costs	74
Summary of Prior Audit Findings	75
Schedule of Corrective Action Plan	76
Local Highway Finance Report	77-78

Majors and Haley, P.C. Certified Public Accountants

P.O. Box 1478
Cortez, CO 81321
(970) 565-9521
Fax: (970) 565-9441

Chris L. Majors, CPA, MT

Lori Hasty Haley, CPA

INDEPENDENT AUDITOR'S REPORT

To the Board of County Commissioners
Montezuma County, Colorado
Cortez, Colorado 81321

Report on the Audit of the Financial Statements

Opinions

We have audited the accompanying financial statements of the governmental activities, the business-type activities, the aggregate discretely presented component units, each major fund, and the aggregate remaining fund information of Montezuma County, Colorado, as of and for the year ended December 31, 2023, and the related notes to the financial statements, which collectively comprise Montezuma County, Colorado's basic financial statements as listed in the table of contents.

In our opinion, the financial statements referred to above present fairly, in all material respects, the respective financial position of the governmental activities, the business-type activities, each major fund, and the aggregate remaining fund information of Montezuma County, Colorado, as of December 31, 2023, and the respective changes in financial position, and, where applicable, cash flows thereof for the year then ended in accordance with accounting principles generally accepted in the United States of America.

Basis for Opinions

We conducted our audit in accordance with auditing standards generally accepted in the United States of America and the standards applicable to financial audits contained in *Government Auditing Standards*, issued by the Comptroller General of the United States. Our responsibilities under those standards are further described in the Auditor's Responsibilities for the Audit of the Financial Statements section of our report. We are required to be independent of Montezuma County, Colorado and to meet our other ethical responsibilities, in accordance with the relevant ethical requirements relating to our audit. We believe that the audit evidence we have obtained is sufficient and appropriate to provide a basis for our audit opinions.

Responsibilities of Management for the Financial Statements

Management is responsible for the preparation and fair presentation of the financial statements in accordance with accounting principles generally accepted in the United States of America, and for the design, implementation, and maintenance of internal control relevant to the preparation and fair presentation of financial statements that are free from material misstatement, whether due to fraud or error.

In preparing the financial statements, management is required to evaluate whether there are conditions or events, considered in the aggregate, that raise substantial doubt about Montezuma County, Colorado's ability to continue as a going concern for twelve months beyond the financial statement date, including any currently known information that may raise substantial doubt shortly thereafter.

Auditor's Responsibilities for the Audit of the Financial Statements

Our objectives are to obtain reasonable assurance about whether the financial statements as a whole are free from material misstatement, whether due to fraud or error, and to issue an auditor's report that includes our opinions. Reasonable assurance is a high level of assurance but is not absolute assurance and therefore is not a guarantee that an audit conducted in accordance with generally accepted auditing standards and *Government Auditing Standards* will always detect a material misstatement when it exists. The risk of not detecting a material misstatement resulting from fraud is higher than for one resulting from error, as fraud may involve collusion, forgery, intentional omissions, misrepresentations, or the override of internal control. Misstatements are considered material if there is a substantial likelihood that, individually or in the aggregate, they would influence the judgment made by a reasonable user based on the financial statements.

In performing an audit in accordance with generally accepted auditing standards and *Government Auditing Standards*, we:

- Exercise professional judgment and maintain professional skepticism throughout the audit.
- Identify and assess the risks of material misstatement of the financial statements, whether due to fraud or error, and design and perform audit procedures responsive to those risks. Such procedures include examining, on a test basis, evidence regarding the amounts and disclosures in the financial statements.
- Obtain an understanding of internal control relevant to the audit in order to design audit procedures that are appropriate in the circumstances, but not for the purpose of expressing an opinion on the effectiveness of Montezuma County Colorado's internal control. Accordingly, no such opinion is expressed.
- Evaluate the appropriateness of accounting policies used and the reasonableness of significant accounting estimates made by management, as well as evaluate the overall presentation of the financial statements.
- Conclude whether, in our judgment, there are conditions or events, considered in the aggregate, that raise substantial doubt about Montezuma County, Colorado's ability to continue as a going concern for a reasonable period of time.

We are required to communicate with those charged with governance regarding, among other matters, the planned scope and timing of the audit, significant audit findings, and certain internal control-related matters that we identified during the audit.

Required Supplementary Information

Accounting principles generally accepted in the United States of America require that the management's discussion and analysis and budgetary comparison information on pages 3–13 and 43–49 be presented to supplement the basic financial statements. Such information is the responsibility of management and, although not a part of the basic financial statements, is required by the Governmental Accounting Standards Board who considers it to be an essential part of financial reporting for placing the basic financial statements in an appropriate operational, economic, or historical context. We have applied certain limited procedures to the required supplementary information in accordance with auditing standards generally accepted in the United States of America, which consisted of inquiries of management about the methods of preparing the information and comparing the information for consistency with management's responses to our inquiries, the basic financial statements, and other knowledge we obtained during our audit of the basic financial statements. We do not express an opinion or provide any assurance on the information because the limited procedures do not provide us with sufficient evidence to express an opinion or provide any assurance.

Supplementary Information

Our audit was conducted for the purpose of forming opinions on the financial statements that collectively comprise the Montezuma County, Colorado's basic financial statements. The accompanying combining and individual nonmajor fund financial statements, budgetary comparison schedules, local highway finance report and schedule of expenditures of federal awards, as required by Title 2 U.S. Code of Federal Regulations Part 200, *Uniform Administrative Requirements, Cost Principles, and Audit Requirements for Federal Awards*, are presented for purposes of additional analysis and are not a required part of the basic financial statements. Such information is the responsibility of management and was derived from and relates directly to the underlying accounting and other records used to prepare the basic financial statements. The information has been subjected to the auditing procedures applied in the audit of the basic financial statements and certain additional procedures, including comparing and reconciling such information directly to the underlying accounting and other records used to prepare the basic financial statements or to the basic financial statements themselves, and other additional procedures in accordance with auditing standards generally accepted in the United States of America. In our opinion, the combining and individual nonmajor fund financial statements and the schedule of expenditures of federal awards are fairly stated, in all material respects, in relation to the basic financial statements as a whole.

Other Reporting Required by Government Auditing Standards

In accordance with *Government Auditing Standards*, we have also issued our report dated August 6, 2024, on our consideration of Montezuma County Colorado's internal control over financial reporting and on our tests of its compliance with certain provisions of laws, regulations, contracts, and grant agreements and other matters. The purpose of that report is solely to describe the scope of our testing of internal control over financial reporting and compliance and the results of that testing, and not to provide an opinion on the effectiveness of Montezuma County, Colorado's internal control over financial reporting or on compliance. That report is an integral part of an audit performed in accordance with *Government Auditing Standards* in considering Montezuma County, Colorado's internal control over financial reporting and compliance.



Majors and Haley P.C.
August 6, 2024

MONTEZUMA COUNTY, COLORADO

MANAGEMENT'S DISCUSSION AND ANALYSIS (UNAUDITED) For the Year Ended December 31, 2023

FINANCIAL HIGHLIGHTS

Key financial highlights for the County in 2023 are as follows:

- In total, net position increased by \$3,680,765. Net position of governmental activities increased by \$3,869,306 which represents a 6.9 percent increase from 2022. Net position of business type activities decreased by \$188,541 or 7.7 percent from 2022.
- General revenues accounted for \$16,327,656 in revenue or 32 percent of all revenues. Program specific revenues in the form of charges for services, grants and contributions accounted for \$35,205,969 or 68 percent of total revenues of \$51,533,625.
- Governmental activities total assets increased by \$5,174,852. Total liabilities decreased by \$482,612. Deferred inflows of resources increased by \$1,788,158.
- The County incurred \$45,980,730 in expenses related to government activities. \$33,522,380 of these expenses were offset by program specific charges for services, grants, and contributions. General revenues (primarily mineral leasing and property taxes) of \$16,327,656 were adequate to cover the balance of the costs of these programs.
- Among the major funds, the General Fund had \$19,931,675 in revenues including net transfers, and \$16,155,644 in expenditures. It's fund balance increased by \$3,776,031 from \$23,057,229 to \$26,833,260.
- Net position of the Enterprise Fund decreased from \$2,458,468 to \$2,269,927.

MONTEZUMA COUNTY, COLORADO

MANAGEMENT'S DISCUSSION AND ANALYSIS (UNAUDITED) For the Year Ended December 31, 2023

OVERVIEW OF THE FINANCIAL STATEMENTS

This annual report consists of four parts: management's discussion and analysis, the basic financial statements, required supplementary information, and supplementary information. The basic financial statements include two kinds of statements that present different views of the County.

- The first two statements are County-wide financial statements that provide both short-term and long-term information about the County's overall financial status.
- The remaining statements are fund financial statements that focus on individual parts of the County, reporting the County's operations in more detail than the County-wide statements.
- The governmental funds statements tell how basic services such as public works were financed in the short-term as well as what remains for future spending.
- Proprietary funds statements offer short-term and long-term financial information about the activities the County operates like businesses, such as landfill services.
- Fiduciary funds statements provide information about the financial relationships in which the County acts solely as a trustee or agent for the benefit of others.

The financial statements also include notes that explain some of the information in the statements and provide more detailed data. The statements are followed by a section of required supplemental information that further explains and supports the financial statements with a comparison of the County's budget for the year.

County-wide Statements

The County-wide statements report information about the County, as a whole using accounting methods similar to those used by private companies. The statement of net position includes all the County's assets and liabilities. All the

MONTEZUMA COUNTY, COLORADO

MANAGEMENT'S DISCUSSION AND ANALYSIS (UNAUDITED) For the Year Ended December 31, 2023

current year's revenues and expenses are accounted for in the statement of activities regardless of when cash is received or paid.

The two County-wide statements report the County's net position and how it has changed. Net position (the difference between the County's assets and liabilities) is one way to measure the County's financial position.

- Over time, increases or decreases in the County's net position is an indicator of whether its financial position is improving or deteriorating.
- To assess the County's overall health, you need to consider additional non-financial factors such as changes in the County's property tax base and the condition of county facilities.

In the County-wide financial statements, the County's activities are divided into two categories:

- **Governmental activities-** Most of the County's basic services are included here, such as general government, public safety, public health, public works, and culture and recreation. These activities are financed mainly through property taxes and grants.
- **Business-type activities-** The County charges fees to help cover the costs of certain services it provides. The County's landfill facility is included here.

Fund Financial Statements

The fund financial statements provide more detailed information about the County's funds, focusing on its most significant or "major" funds, not the County as a whole. Funds are accounting devices the County uses to keep track of specific sources of funding and spending on particular programs. Some funds are required to be established by state law. However, the County establishes many other funds to help it manage and control its finances to achieve certain results.

The County uses three types of funds:

- **Governmental funds-** Most of the County's basic services are included in governmental funds, which focus on how money flows into and out of those funds and the balances left at year-end that are available for

MONTEZUMA COUNTY, COLORADO

MANAGEMENT'S DISCUSSION AND ANALYSIS (UNAUDITED) For the Year Ended December 31, 2023

spending. These funds are reported using the modified accrual basis of accounting, which measures cash and all other financial assets that can readily be converted to cash. The governmental fund statements provide a detailed short-term view of the County's general operations and the services it provides. Governmental fund information helps one determine whether there are more or fewer financial resources that can be spent in the near future to finance the County's programs. Because this information does not encompass the additional long-term focus of the County-wide statements, additional information at the bottom of the governmental funds statements explains the relationship (or difference) between them.

- **Proprietary funds-** Services for which the County charges a fee are generally reported in proprietary funds. Proprietary funds are reported in the same way as the County-wide financial statements. The County's enterprise funds (one type of proprietary fund) are the same as its business-type activities but provide more detail and additional information such as cash flow analysis. The County uses an enterprise fund to account for its landfill operations.
- **Fiduciary funds-** The County is the fiduciary, for assets that belong to others, such as the Custodial Fund. The County is responsible for ensuring that the assets reported in this fund are used only for their intended purposes and by those to whom the assets belong. The County excludes these activities from the County-wide financial statements because it cannot use these assets to finance its operations.

FINANCIAL ANALYSIS OF THE COUNTY AS A WHOLE

Total assets increased by \$5,197,620. Total liabilities decreased by \$271,303. Deferred inflows of resources increased by \$1,788,158.

The County's combined net position was larger on December 31, 2023, than it was on December 31, 2022, increasing by 6 percent to \$62,197,902. All of the increase came from its governmental activities, the net position of which increased \$3,869,306 to \$59,927,975. The net position of the County's business type activities decreased \$188,541 to \$2,269,927.

MONTEZUMA COUNTY, COLORADO

MANAGEMENT'S DISCUSSION AND ANALYSIS
(UNAUDITED)
For the Year Ended December 31, 2023

Table 1 provides a summary of the County's net position for 2023 compared to 2022:

Table 1
Condensed Statement of Net Position
(In millions)

	Governmental Activities		Business-type Activities		Total County	
	2023	2022	2023	2022	2023	2022
Assets						
Current assets	\$ 51.630	\$ 48.289	\$ 1.556	\$ 1.250	\$ 53.186	\$ 49.539
Noncurrent assets, net	24.472	22.638	2.692	2.975	27.164	25.613
Total assets	76.102	70.927	4.248	4.225	80.350	75.152
Liabilities						
Current liabilities	3.160	3.974	1.978	1.767	5.138	5.741
Noncurrent liabilities	2.443	2.111			2.443	2.111
Deferred inflows of resources	10.571	8.783			10.571	8.783
Net Position						
Invested in capital	22.029	20.526	2.270	2.458	24.299	22.984
Nonspendable	0.050	0.050			0.050	0.050
Restricted	5.197	5.914			5.197	5.914
Unrestricted	32.652	29.569			32.652	29.569
Total net position	\$ 59.928	\$ 56.059	\$ 2.270	\$ 2.458	\$ 62.198	\$ 58.517

MONTEZUMA COUNTY, COLORADO

MANAGEMENT'S DISCUSSION AND ANALYSIS
(UNAUDITED)
For the Year Ended December 31, 2023

Table 2 shows the changes in net position for fiscal year 2023 compared to 2022.

Table 2
Changes in Net Position
(In millions)

	Governmental Activities		Business-type Activities		Total County	
	2023	2022	2023	2022	2023	2022
Revenues						
Program revenues						
Charges for services	\$ 4.231	\$ 4.117	\$ 1.664	\$ 1.810	\$ 5.895	\$ 5.927
Operating grants	27.093	32.423			27.093	32.423
Capital grants	2.199		0.020	0.380	2.219	0.380
General revenues						
Property taxes	9.331	8.993			9.331	8.993
Mineral leasing	1.801	1.603			1.801	1.603
Other	5.195	4.433			5.195	4.433
Total revenues	49.850	51.569	1.684	2.190	51.534	53.759
Expenses						
General government	6.690	6.061			6.690	6.061
Public safety	8.930	8.790			8.930	8.790
Public works	7.942	7.261	1.872	1.581	9.814	8.842
Public health and welfare	21.489	26.624			21.489	26.624
Culture and recreation	0.642	0.374			0.642	0.374
Depreciation-unallocated	0.288	0.281			0.288	0.281
Total expenses	45.981	49.391	1.872	1.581	47.853	50.972
Increase (decrease) in net position	\$ 3.869	\$ 2.178	\$ (0.188)	\$ 0.609	\$ 3.681	\$ 2.787

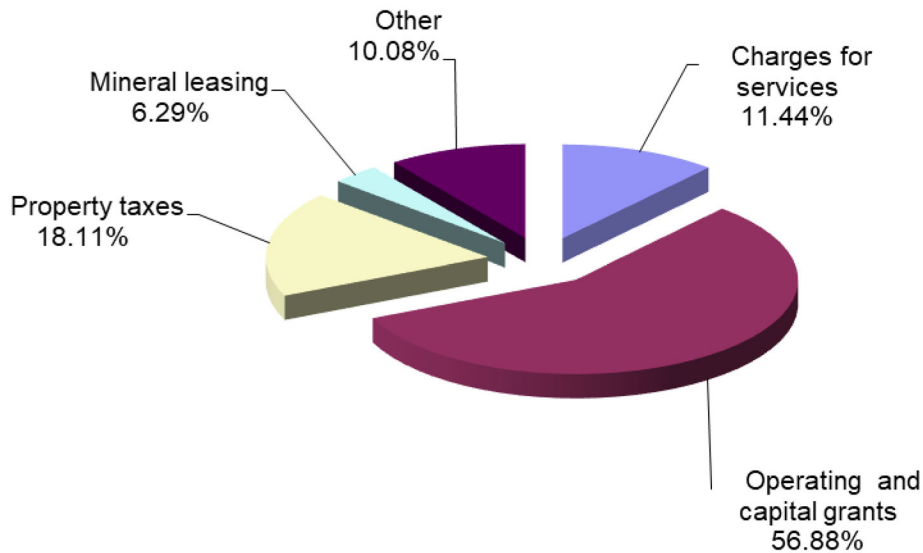
MONTEZUMA COUNTY, COLORADO

**MANAGEMENT’S DISCUSSION AND ANALYSIS
(UNAUDITED)
For the Year Ended December 31, 2023**

Operating and capital grants and property taxes accounted for most of the County’s total revenue, with each contributing 56.88 percent and 18.11 percent respectively (See Table 3). Another 11.44 percent came from charges for services and the remainder from mineral leasing, and other sources.

The County’s expenses are predominately related to public health and welfare, (44.9 percent), public works (20.5 percent) and public safety (18.7 percent) (See Table 4). The County’s general government activities accounted for 14 percent of total costs.

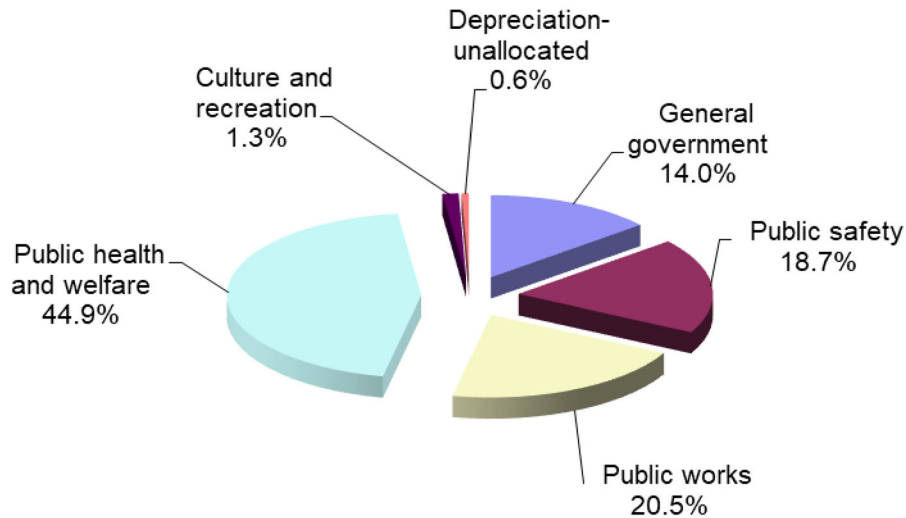
Table 3
Sources of Revenue for Fiscal Year 2023



MONTEZUMA COUNTY, COLORADO

**MANAGEMENT'S DISCUSSION AND ANALYSIS
(UNAUDITED)
For the Year Ended December 31, 2023**

**Table 4
Expenses for Fiscal Year 2023
Governmental Activities**



The primary sources of operating revenue for the County come from operating grants and general property taxes. The County receives approximately 78 percent of this funding from these sources while the remaining amounts come from charges for services and other general revenues.

The statement of activities shows the cost of program services and the charges for services and grants offsetting those service costs. Table 5 shows, for governmental activities, the total cost of services and net cost of services. That is, it identifies the cost of these services supported by general revenues including general property taxes and sales taxes.

MONTEZUMA COUNTY, COLORADO

MANAGEMENT'S DISCUSSION AND ANALYSIS
(UNAUDITED)
For the Year Ended December 31, 2023

Table 5
Government Activities
(In millions)

	Total Cost of Services		Net Cost of Services	
	2023	2022	2023	2022
General government	\$ 6.690	\$ 6.061	\$ 2.339	\$ 2.363
Public safety	8.930	8.790	7.020	7.058
Public works	7.942	7.261	1.540	2.872
Public health and welfare	21.489	26.624	1.088	0.479
Culture and recreation	0.642	0.374	0.183	(0.202)
Depreciation-unallocated	0.288	0.281	0.288	0.281
Total	\$ 45.981	\$ 49.391	\$ 12.458	\$ 12.851

- The cost of all governmental activities during the year was \$45.981 million.
- Some of the cost was financed by the users of the County's programs (\$4.231 million)
- Federal and state government subsidized certain programs with grants and contributions (\$29.291 million).
- However, \$16.328 million was financed by state and county taxpayers. This portion of governmental activities was financed with \$9.331 million in property taxes, \$1.801 million in mineral leasing and \$5.196 million in other general revenues.

Business-type Activities

Business-type activities are made up of the Landfill Fund. This program had revenues of \$1.684 million and expenses of \$1.872 million. Business-type activities receive no support from tax revenue.

MONTEZUMA COUNTY, COLORADO

MANAGEMENT'S DISCUSSION AND ANALYSIS (UNAUDITED) For the Year Ended December 31, 2023

FINANCIAL ANALYSIS OF THE COUNTY'S FUNDS

Information about the County's major funds starts on page 16. These funds are accounted for using the modified accrual basis of accounting. All governmental funds have total revenues and other financing sources of \$50.522 million and expenditures of \$48.156 million.

General Fund Budgetary Highlights

The County's budget is prepared according to Colorado law and is based on accounting for certain transactions on a basis of cash receipts and disbursements. The most significant budgeted fund is the General Fund.

Over the course of the year, the County made one revision to the annual operating budget.

- Actual expenditures were \$1,965,561 under budget, primarily because the County closely monitored expenditures in an effort to remain below budget levels.

CAPITAL ASSET ADMINISTRATION

By the end of 2023, the County has invested \$51.334 million in land, buildings, and equipment (including vehicles), of this total \$43.859 million was from governmental activities.

Table 6 shows capital assets for 2023 compared to 2022:

MONTEZUMA COUNTY, COLORADO

MANAGEMENT'S DISCUSSION AND ANALYSIS
(UNAUDITED)
For the Year Ended December 31, 2023

Table 6
Capital Assets at December 31
(In millions)

	Governmental Activities		Business-Type Activities		Total County	
	2023	2022	2023	2022	2023	2022
Land	\$ 1.344	\$ 1.344			\$ 1.344	\$ 1.344
Infrastructure	4.270	1.859			4.270	1.859
Buildings	23.650	23.519			23.650	23.519
Equipment	14.595	14.705	\$ 7.475	\$ 7.389	22.070	22.094
Total	\$ 43.859	\$ 41.427	\$ 7.475	\$ 7.389	\$ 51.334	\$ 48.816

Additional information on the County's capital assets can be found in the Notes to the Financial Statements on page 35 of this report.

FACTORS BEARING ON THE COUNTY'S FUTURE

At the time these financial statements were prepared and audited, the County is not aware of any existing circumstances that could significantly affect its financial health in the future.

CONTACTING THE COUNTY'S FINANCIAL MANAGEMENT

This financial report is designed to provide the County's citizens, taxpayers, and creditors with a general overview of the County's finances and to demonstrate the County's accountability for the money it receives. If you have questions about this report or need additional financial information, contact the Montezuma County Administration Office, 109 W Main, Room 302 Cortez, Colorado 81321.

MONTEZUMA COUNTY, COLORADO
Statement of Net Position

December 31, 2023

	Governmental Activities	Business-type Activities	Total
Assets			
Current assets			
Cash	\$ 37,974,037	\$ 1,512,707	\$ 39,486,744
Property taxes receivable	10,570,957		10,570,957
Due from other funds		43,500	43,500
Other receivables	1,851,199		1,851,199
Due from state	226,959		226,959
Due from other governments	956,561		956,561
Inventory	50,000		50,000
Total current assets	51,629,713	1,556,207	53,185,920
Noncurrent assets			
Right to use leased assets, net	527,808		527,808
Capital assets			
Land	1,344,190		1,344,190
Depreciable capital assets, net	22,600,001	2,691,736	25,291,737
Total noncurrent assets	24,471,999	2,691,736	27,163,735
Total Assets	76,101,712	4,247,943	80,349,655
Liabilities			
Current liabilities			
Accounts payable	125,667	5,872	131,539
Accrued payroll liabilities	446,696	20,991	467,687
Accrued closure costs		1,951,153	1,951,153
Due to other funds	43,500		43,500
Due to other governments	524,382		524,382
Payments in arrears	1,550,955		1,550,955
Unearned revenue	468,699		468,699
Total current liabilities	3,159,899	1,978,016	5,137,915
Long-term liabilities			
Due in one year	714,530		714,530
Due in more than one year	1,728,351		1,728,351
Total long-term liabilities	2,442,881		2,442,881
Total Liabilities	5,602,780	1,978,016	7,580,796
Deferred Inflows of Resources			
Unearned property tax revenue	10,570,957		10,570,957
Net Position			
Net investment in capital assets	22,029,118	2,269,927	24,299,045
Nonspendable			
Inventories	50,000		50,000
Restricted			
Cancer treatments	60,305		60,305
TABOR	1,200,000		1,200,000
Roads and bridges	3,240,769		3,240,769
Public health and welfare	695,716		695,716
Unrestricted	32,652,067		32,652,067
Total Net Position	\$ 59,927,975	\$ 2,269,927	\$ 62,197,902

The accompanying notes are an integral part of this statement.

MONTEZUMA COUNTY, COLORADO
Statement of Activities

For the Year Ended December 31, 2023

	Program Revenues			Net (Expenses) Revenue And Changes in Net Position		
	Expenses	Charges for Services	Operating Grants and Contributions	Capital Grants and Contributions	Governmental Activities	Business- type Activities
Governmental Activities						
General government	\$ 6,689,650	\$ 958,453	\$ 3,392,300		\$ (2,338,897)	\$ (2,338,897)
Public safety	8,929,472	1,171,254	737,906		(7,020,312)	(7,020,312)
Public works	7,942,248	1,201,955	3,001,789	\$ 2,198,622	(1,539,882)	(1,539,882)
Public health and welfare	21,489,186	763,649	19,637,132		(1,088,405)	(1,088,405)
Culture and recreation	642,236	135,751	323,569		(182,916)	(182,916)
Depreciation-unallocated	287,938				(287,938)	(287,938)
Total Governmental Activities	<u>45,980,730</u>	<u>4,231,062</u>	<u>27,092,696</u>	<u>2,198,622</u>	<u>(12,458,350)</u>	<u>(12,458,350)</u>
Business-Type Activities						
County landfill	1,872,130	1,663,589		20,000	\$ (188,541)	(188,541)
Total Business-Type Activities	<u>1,872,130</u>	<u>1,663,589</u>		<u>20,000</u>	<u>(188,541)</u>	<u>(188,541)</u>
Total County	<u>\$ 47,852,860</u>	<u>\$ 5,894,651</u>	<u>\$ 27,092,696</u>	<u>\$ 2,218,622</u>	<u>(12,458,350)</u>	<u>(188,541)</u>

General Revenues

Property Tax for general purposes	9,331,112	9,331,112
Specific Ownership Tax for general purposes	1,323,786	1,323,786
Delinquent Tax and Interest	410,355	410,355
Lodgers Tax	307,896	307,896
Severance Tax	619,243	619,243
Intergovernmental		
Motor Vehicle License Fees	82,690	82,690
Mineral Leasing	1,800,754	1,800,754
Payment in Lieu of Taxes	217,524	217,524
Tobacco Taxes	9,811	9,811
Earnings on investments	1,294,424	1,294,424
Reimbursements	428,031	428,031
Royalties	216,824	216,824
Asset sales	77,081	77,081
Miscellaneous	208,125	208,125

Total General Revenues

16,327,656 - 16,327,656

Changes in Net Position

3,869,306 (188,541) 3,680,765

Net Position Beginning of the Year

56,058,669 2,458,468 58,517,137

Net Position End of the Year

\$ 59,927,975 \$ 2,269,927 \$ 62,197,902

The accompanying notes are an integral part of this statement.

MONTEZUMA COUNTY, COLORADO

Balance Sheet
Governmental Funds

December 31, 2023

	General Fund	Road and Bridge Fund	Social Services Fund	Capital Fund	Other Governmental Funds	Total Governmental Funds
Assets						
Cash-unrestricted	\$ 27,284,539	\$ 2,397,982	\$ 684,178	\$ 1,516,692	\$ 6,090,646	\$ 37,974,037
Property taxes receivable	8,013,587	1,957,669	599,701			10,570,957
Other receivables	146,751		1,550,955	149,353	4,140	1,851,199
Due from state			226,959			226,959
Due from other governments		919,717	26,228		10,616	956,561
Inventory		50,000				50,000
Total Assets	\$ 35,444,877	\$ 5,325,368	\$ 3,088,021	\$ 1,666,045	\$ 6,105,402	\$ 51,629,713
Liabilities						
Accounts payable	\$ 45,416				\$ 80,251	\$ 125,667
Accrued payroll liabilities	325,564	\$ 76,930			44,202	446,696
Due to other funds				\$ 43,500		43,500
Due to other governments					524,382	524,382
Payments in arrears			\$ 1,550,955			1,550,955
Unearned revenue	227,050		241,649			468,699
Total Liabilities	598,030	76,930	1,792,604	43,500	648,835	3,159,899
Deferred inflows of resources						
Deferred property tax revenues	8,013,587	1,957,669	599,701			10,570,957
Fund Balances						
Nonspendable						
Inventories		50,000				50,000
Restricted						
TABOR	477,881				722,119	1,200,000
Cancer treatments					60,305	60,305
Roads and bridges		3,240,769				3,240,769
Public health and welfare			695,716			695,716
Unrestricted						
Assigned for future year's expenditures	26,355,379			1,622,545	4,674,143	32,652,067
Total Fund Balances	26,833,260	3,290,769	695,716	1,622,545	5,456,567	37,898,857
Total Liabilities, Deferred inflows of resources and Fund Balances	\$ 35,444,877	\$ 5,325,368	\$ 3,088,021	\$ 1,666,045	\$ 6,105,402	\$ 51,629,713

Reconciliation of the Governmental Funds Balance Sheet with the Statement of Net Position

Total Fund Balance Governmental Funds						\$ 37,898,857
Amounts reported for governmental activities in the Statement of Net Position are different because						
Capital assets used in governmental activities are not financial resources and therefore are not reported as assets in governmental funds.						
Capital assets				\$ 43,858,859		
Accumulated depreciation				(19,914,668)		23,944,191
Right to use assets used in governmental activities are not financial resources and therefore are not reported as assets in governmental funds.						
Right to use assets				732,084		
Accumulated amortization				(204,276)		527,808
Long term liabilities are not due and payable in the current period and therefore, they are not reported in the governmental funds balance sheet.						
Due in one year				(714,530)		
Due in more than one year				(1,728,351)		(2,442,881)
Total Net Position Governmental Activities						\$ 59,927,975

The accompanying notes are an integral part of this statement.

MONTEZUMA COUNTY, COLORADO
Statement of Revenues, Expenditures, and Changes in Fund Balances
Governmental Funds

For the Year Ended December 31, 2023

	General Fund	Road and Bridge Fund	Social Services Fund	Capital Fund	Other Governmental Funds	Total Governmental Funds
Revenues						
Taxes	\$ 8,439,719	\$ 1,822,156	\$ 576,095	\$	\$ 1,164,294	\$ 12,002,264
Intergovernmental revenues	6,040,890	5,483,101	17,067,640	510,094	2,290,562	31,392,287
Charges for services	741,792	971,175			1,209,566	2,922,533
Fines and forfeitures	27,801					27,801
Earnings on investments	1,251,734				42,928	1,294,662
Fee accounts	1,049,949					1,049,949
Other	831,483	267,713		86,390		1,185,586
Total Revenues	18,383,368	8,544,145	17,643,735	596,484	4,707,350	49,875,082
Expenditures						
General government	6,229,984			107,237	405,500	6,742,721
Public safety	8,748,383			210,887	185,444	9,144,714
Public works		9,322,109		728,149		10,050,258
Public health and welfare	649,442		18,013,303		2,838,749	21,501,494
Culture and recreation	527,835			188,898		716,733
Total Expenditures	16,155,644	9,322,109	18,013,303	1,235,171	3,429,693	48,155,920
Excess revenues over (under) expenditures	2,227,724	(777,964)	(369,568)	(638,687)	1,277,657	1,719,162
Other Financing Sources (Uses)						
Transfers in (out)	1,548,307	(370)	3,501	470,000	(2,021,438)	-
Proceeds from leases				647,066		647,066
Total Other Financing Sources (Uses)	1,548,307	(370)	3,501	1,117,066	(2,021,438)	647,066
Net Change in Fund Balances	3,776,031	(778,334)	(366,067)	478,379	(743,781)	2,366,228
Fund Balances beginning of the year	23,057,229	4,069,103	1,061,783	1,144,166	6,200,348	35,532,629
Fund Balances end of the year	\$ 26,833,260	\$ 3,290,769	\$ 695,716	\$ 1,622,545	\$ 5,456,567	\$ 37,898,857

The accompanying notes are an integral part of this statement.

MONTEZUMA COUNTY, COLORADO

Reconciliation of the Statement of Revenues, Expenditures, and Changes in Fund Balances of
Governmental Funds to the Statement of Activities

For the Year Ended December 31, 2023

Net Change in Fund Balances Governmental Funds \$ 2,366,228

Amounts reported for governmental activities in the Statement of Activities are different because

Governmental funds report capital outlay as expenditures. However, in the Statement of Activities, the cost of those assets is allocated over their estimated useful lives as depreciation expense. This is the amount by which depreciation exceeded capital outlay in the current period.

Capital asset purchases capitalized	\$ 2,816,006	
Depreciation expense	<u>(1,420,540)</u>	1,395,466

Right to use leased asset capital outlay expenditures capitalized	647,066	
Amortization expense for right to use assts	<u>(183,021)</u>	464,045

Governmental funds report asset sales as revenue. However, in the Statement of Activities gain or loss on the disposal is computed.

Proceeds from the sale of capital assets	(86,390)	
Gain on asset sales	<u>61,344</u>	(25,046)

The issuance of long-term debt provides current financial resources to governmental funds, while the repayment of the principal of long-term debt consumes the current financial resources of the governmental funds. Neither transaction has any effect on net position. This amount is the net effect of these differences in the treatment of long-term debt and related items.

New long-term debt issued	(647,066)	
Principal payments on long-term debt	325,021	
Increase in accrued compensated absences	<u>(9,342)</u>	(331,387)

Change in Net Position of Governmental Activities \$ 3,869,306

The accompanying notes are an integral part of this statement.

MONTEZUMA COUNTY, COLORADO

Statement of Net Position
Proprietary Fund

December 31, 2023

	<u>Landfill Fund</u> <u>Enterprise Fund</u>
Assets	
Current Assets	
Cash	\$ 1,512,707
Due from other funds	43,500
Due from other governments	
Total Current Assets	<u>1,556,207</u>
Noncurrent Assets	
Capital Assets	7,475,197
Accumulated Depreciation	(4,783,461)
Total Noncurrent Assets	<u>2,691,736</u>
Total Assets	<u>4,247,943</u>
Liabilities	
Current Liabilities	
Accounts payable	5,872
Accrued payroll liabilities	20,991
Accrued closure costs	1,951,153
Total Current Liabilities	<u>1,978,016</u>
Net Position	
Net investment in capital assets	2,269,927
Total Net Position	<u>\$ 2,269,927</u>

The accompanying notes are an integral part of this statement.

MONTEZUMA COUNTY, COLORADO

Statement of Revenues, Expenses, and Changes in Net Position
Proprietary Fund

For the Year Ended December 31, 2023

	<u>Landfill Fund</u> <u>Enterprise Fund</u>
Operating Revenues	
Landfill fees	\$ 1,663,589
Total Operating Revenues	<u>1,663,589</u>
Operating Expenses	
Salaries	481,411
Employee benefits	154,961
Other operating expenses	126,811
Fuel	130,705
Professional fees	211,483
Utilities	35,192
Insurance and bonds	47,606
Repairs and maintenance	110,752
Depreciation	369,171
Total Operating Expenses	<u>1,668,092</u>
Operating income (loss)	<u>(4,503)</u>
Non-Operating Revenue (Expense)	
Grants	20,000
Increase in accrued closure costs	(204,038)
Total Non-Operating Revenue (Expense)	<u>(184,038)</u>
Change in net position	(188,541)
Net position beginning of the year	2,458,468
Net position end of the year	<u><u>\$ 2,269,927</u></u>

The accompanying notes are an integral part of this statement.

MONTEZUMA COUNTY, COLORADO

Statement of Cash Flows
Proprietary Fund

For the Year Ended December 31, 2023

	Landfill Fund Enterprise Fund
Cash Flows from Operating Activities	
Cash received from customers	\$ 1,663,589
Cash payments to employees for services	(480,012)
Cash payments to suppliers for goods and services	(811,638)
Net Cash Flows provided (used) by Operating Activities	<u>371,939</u>
Cash Flows from Capital and Related Financing Activities	
Purchase of equipment and facilities	(85,937)
Net Cash Flows provided (used) by Capital and Related Financing Activities	<u>(85,937)</u>
Cash Flows from Non-Capital Financing Activities	
Grants received	400,000
Net Cash Flows provided (used) by Non-Capital Financing Activities	<u>400,000</u>
Net increase (decrease) in cash and cash equivalents	686,002
Cash and cash equivalents beginning of the year	826,705
Cash and cash equivalents end of the year	<u><u>\$ 1,512,707</u></u>
Reconciliation of operating income (loss) to Net Cash provided (used) by Operating Activities	
Operating income (loss)	\$ (4,503)
Adjustments to reconcile operating income (loss) to net cash provided by operating activities	
Depreciation	369,171
Increase or (decrease) in	
Accounts payable	5,872
Accrued payroll liabilities	1,399
Net Cash Flows provided (used) by Operating Activities	<u><u>\$ 371,939</u></u>

The accompanying notes are an integral part of this statement.

MONTEZUMA COUNTY, COLORADO

Statement of Fiduciary Net Position

As of December 31, 2023

	<u>Custodial Fund</u>
Assets	
Cash	\$ 1,400,325
Total Assets	<u>1,400,325</u>
Liabilities	
Due to other governments	1,400,325
Total Liabilities	<u>1,400,325</u>
Net Position	<u><u>\$ -</u></u>

The accompanying notes are an integral part of this statement.

MONTEZUMA COUNTY, COLORADO

Statement of Changes in Fiduciary Net Position
For the Year Ended December 31, 2023

	<u>Custodial Fund</u>
Additions	
Taxes collected for other governments	\$ 34,413,830
Total Additions	<u>34,413,830</u>
Deductions	
Payment of taxes to other governments	34,413,830
Total Deductions	<u>34,413,830</u>
Net increase (decrease) in fiduciary net position	-
Net position beginning	-
Net position ending	<u><u>\$ -</u></u>

The accompanying notes are an integral part of this statement.

MONTEZUMA COUNTY, COLORADO

NOTES TO THE FINANCIAL STATEMENTS

December 31, 2023

Summary of Significant Accounting Policies – Montezuma County, Colorado’s (the County) financial statements are prepared in accordance with U.S. generally accepted accounting principals (GAAP). The Governmental Accounting Standards Board (GASB) is responsible for establishing GAAP for state and local governments through its pronouncements (Statements of Interpretations).

The following significant accounting policies were applied to the preparation of the accompanying financial statements.

Reporting Entity – Montezuma County, Colorado is a statutory (non-home-rule) county and serves as an administrative unit of the State of Colorado.

The County follows the Governmental Accounting Standards Board (GASB) accounting pronouncements that provide guidance for determining which governmental activities, organizations, and functions should be included within the financial reporting entity. GASB pronouncements set forth the financial accountability of a governmental organization’s elected governing body as the criterion for including a possible component governmental organization in a primary government’s legal entity. Financial accountability includes, but is not limited to, appointment of a voting majority of the organization’s governing body, ability to impose its will on the organization, a potential for the organization to provide specific financial benefits or burdens and fiscal dependency.

In applying these criteria, the Montezuma County Hospital District and the Montezuma County Housing Authority have been excluded from the financial statements of the reporting entity. These organizations are financially independent units that select a governing board, designate management staff, set user charges, establish budgets and control all aspects of daily activities.

The Montezuma County Sheriff’s Department Forfeiture Account is a blended component unit of the County (primary government). A three-member board is appointed by the County which oversees the activities of the account. This blended component unit is accounted for as a Special Revenue Fund. Pursuant to C.R.S. Section 16-13-506, proceeds from the property ordered forfeited by the courts are placed in an account by the seizing agency and used for non-operating purposes. Expenditures of monies forfeited after July 1, 1992 must be approved by the board created pursuant to C.R.S. Section 16-13-702 (2).

Fund Accounting – The accounts of the County are organized on the basis of funds, each of which is considered a separate accounting entity. The operations of each fund are accounted for with a separate set of self-balancing accounts that comprise its assets, deferred outflows of resources and liabilities and deferred inflows of resource, fund equity, revenues and expenditures or expenses, as appropriate. Governmental resources are allocated to and accounted for in individual funds based upon the purposes for which they are to be spent and

MONTEZUMA COUNTY, COLORADO

NOTES TO THE FINANCIAL STATEMENTS

December 31, 2023

in the means by which spending activities are controlled. The various funds are grouped into three categories: governmental, proprietary and fiduciary. Each category, in turn, is divided into separate “fund types”.

Governmental Funds – are used to account for all or most of a government’s general activities, including the collection and disbursement of earmarked funds (special revenue funds). The following are the County’s major governmental funds.

General Fund – is the general operating fund of the County. It is used to account for all financial resources except those required to be accounted for in another fund. Major revenue sources include local property taxes, specific ownership taxes and state and federal grants.

Special Revenue Funds-

Road and Bridge Fund – accounts for the costs related to county road and bridge construction and maintenance. By state law, a portion of this fund’s property tax revenues are allocated to cities and towns for use in their road and street activities. This fund is required by state law.

Social Services Fund- accounts for federal and state public welfare programs administered by the County. This fund is also required by state law.

Capital Projects Funds-

Capital Fund- accounts for revenue and expenditures related to general capital projects of the County.

Non-major Funds- The following other governmental funds of the County are Special Revenue Funds. These funds account for revenues derived from earmarked revenue sources. Special revenue funds consist of the Public Health Fund, Conservation Trust Fund, Law Enforcement Authority Fund, Clara Ormiston Fund, Emergency Telephone Service Fund, Sheriff’s Forfeiture Fund, Revolving Loan Fund, Lodgers’ Tax Fund, Emergency Reserve Fund, and the Contingent Fund.

Proprietary Funds– focus on the determination of the changes in net position, financial position and cash flows and are classified as either enterprise or internal service. The County has the following proprietary funds:

Enterprise Fund-

Landfill Fund- is used to account for the financial transactions related to the landfill operations of the County.

MONTEZUMA COUNTY, COLORADO

NOTES TO THE FINANCIAL STATEMENTS

December 31, 2023

Fiduciary Funds – reporting focuses on net position and changes in net position. In 2019 the County implemented GASB 84. Under this new reporting requirement the County has one custodial fund.

Basis of Presentation-

County-wide Financial Statements- The statement of net position and the statement of activities display information about the County as a whole. These statements include the financial activities of the primary government except for fiduciary funds. The statements distinguish between those activities of the County that are governmental and those that are considered business-type activities.

The county-wide statements are prepared using the economic resources measurement focus and the accrual basis of accounting. This is the same approach used in the preparation of the proprietary fund financial statements but differs from the manner in which governmental fund financial statements are prepared. Governmental fund financial statements therefore include reconciliation with a brief explanation to better identify the relationship between the county-wide financial statements and the statements for governmental funds.

The county-wide statement of activities presents a comparison between direct expenses and program revenues for each segment of the business-type activities of the County and for each function or program of the County's governmental activities. Direct expenses are those that are specifically associated with a service, program or department and therefore clearly identifiable to a particular function. Program revenues include charges paid by the recipient of the goods or services offered by the program and grants and contributions that are restricted to meeting the operational or capital requirements of a particular program. Revenues, which are not classified as program revenues, are presented as general revenues of the County, with certain limited exceptions. The comparison of direct expenses with program revenues identifies the extent to which each business segment or governmental function is self-financing or draws from the general revenues of the County.

Fund Financial Statements- Fund financial statements report detailed information about the County. The focus of governmental and enterprise fund financial statements is on major funds rather than reporting funds by type. Each major fund is presented in a separate column. Non-major funds are aggregated and presented in a single column. Fiduciary funds are reported by fund type.

The accounting and financial reporting treatment applied to a fund is determined by its measurement focus. All governmental fund types are accounted for using a flow of current financial resources measurement focus. The financial statements for governmental funds are a balance sheet, which generally includes only current assets and current liabilities, and a statement of revenues, expenditures and changes in fund balances, which reports on the

MONTEZUMA COUNTY, COLORADO

NOTES TO THE FINANCIAL STATEMENTS

December 31, 2023

sources (i.e., revenues and other financing sources) and uses (i.e., expenditures and other financing uses) of current financial resources.

All proprietary fund types are accounted for on a flow of economic resources measurement focus. With this measurement focus, all assets and all liabilities associated with the operations of these funds are included on the statement of net position. The statement of revenues, expenses and changes in net position presents increases (i.e., revenues) and decreases (i.e., expenses) in net position. The statement of cash flows provides information about how the County finances and meets the cash flow needs of its proprietary activities.

Fiduciary funds are reported using the economic resources measurement focus.

Basis of Accounting – determines when transactions are recorded in the financial records and reported on the financial statements. County-wide financial statements are prepared using the accrual basis of accounting. Governmental funds use the modified accrual basis of accounting. Proprietary and fiduciary funds also use the accrual basis of accounting.

Revenues- Exchange and Non-exchange Transactions- Revenues resulting from exchange transactions, in which each party gives and receives essentially equal value are recorded on the accrual basis when the exchange takes place. On a modified accrual basis revenues are recorded in the fiscal year in which the resources are measurable and become available. Available means that the resources will be collected within the current fiscal year or are expected to be collected soon enough thereafter to be used to pay liabilities of the current fiscal year. For the County, available means expected to be received within sixty days of fiscal year-end.

Non-exchange transactions, in which the County receives value without directly giving equal value in return, include property taxes, grants, entitlements and donations. On an accrual basis, revenues from property taxes are recognized in the fiscal year for which the taxes are levied. Revenues from grants, entitlements and donations are recognized in the fiscal year in which all eligibility requirements have been satisfied. Eligibility requirements include timing requirements, which specify the year when the resources are required to be used or the fiscal year when used is first permitted, matching requirements, in which the County must provide local resources to be used for a specified purpose, and expenditure requirements, in which the resources are provided to the County on a reimbursement basis. On a modified accrual basis, revenue from non-exchange transactions must also be available before it can be recognized.

Under the modified accrual basis, the following revenue sources are considered to be both measurable and available at fiscal year-end: property taxes collected within 60 days after year-end, interest, and certain grants.

Unearned Revenue- arises when potential revenue does not meet both the “measurable” and “available” criteria for recognition in the current period. In subsequent periods, when both

MONTEZUMA COUNTY, COLORADO

NOTES TO THE FINANCIAL STATEMENTS

December 31, 2023

revenue recognition criteria are met, or when the County has a legal claim to the resources, the liability for unearned revenue is removed and revenue is recognized.

Expenses/Expenditures- On the accrual basis of accounting, expenses are recognized at the time they are incurred. The fair value of donated commodities used during the year is reported in the statement of revenues, expenses and changes in fund net position as an expense with a like amount reported as donated commodities revenue.

The measurement focus of governmental fund accounting is on decreases in net financial resources (expenditures) rather than expenses. Expenditures are generally recognized in the accounting period in which the related fund liability is incurred if measurable. Allocations of cost, such as depreciation and amortization, are not recognized in governmental funds.

Budgets and Budgetary Accounting – The County is required by Colorado Statutes to adopt annual budgets for all funds. Each budget is prepared on the same basis (U.S. GAAP basis) as that used for accounting purposes, except for the Landfill Fund, which is prepared essentially on the modified accrual basis of accounting. This basis of accounting is at variance with U.S. GAAP.

The following procedures are followed in establishing the budgetary data reflected in the financial statements:

Prior to October 20, the Budget Officer submits to the County Commissioners a proposed operating budget for the fiscal year commencing the following January 1.

The operating budget includes proposed expenditures and the means of financing them.

Public hearings are conducted to obtain comments.

Prior to December 31, the budget is legally adopted through passage of adoption and appropriations resolutions.

Formal budgetary integration is employed as a management control device during the year.

Department directors are authorized to transfer budget amounts within the department. However, the County Commissioners must approve any revisions that alter the total expenditures of any department.

Appropriations are adopted by resolution for each fund in total and lapse at the end of each year. Over-expenditures are not deemed to exist unless the fund as a total has expenditures in excess of appropriations.

MONTEZUMA COUNTY, COLORADO

NOTES TO THE FINANCIAL STATEMENTS

December 31, 2023

Cash and Cash Equivalents – for the purpose of the Statement of Cash Flows of the Enterprise Fund is considered to be all of the highly liquid investments with a maturity of six months or less.

Short-term Inter-fund Receivables/Payables- During the course of operations, certain transactions occur between individual funds for goods provided or services rendered. These receivables and payables are classified as internal balances on the County-wide statement of net position and, classified as due from other funds or due to other funds on the balance sheet.

Inventories – in the governmental funds consist of expendable supplies held for consumption, the cost of which is recorded as an expenditure at the time of purchase. Restrictions of fund balance have been established for the inventory balances.

Capital Assets – General capital assets are those assets not specifically related to activities reported in the proprietary funds. These assets generally result from expenditures in the governmental funds. These assets are reported in the governmental activities column of the county-wide statement of net position but are not reported in the fund financial statements. Capital assets utilized by the proprietary funds are reported both in the business-type activities column of the county-wide statements of net position and in the respective fund financial statements.

All capital assets are valued at historical cost or estimated historical cost if actual historical cost is not available. Donated general fixed assets are valued at their estimated fair value on the date donated. The County maintains a capitalization threshold of five thousand dollars.

All reported capital assets are depreciated. Depreciation is computed using the straight-line method over the following useful lives:

Description	Governmental Activities <u>Estimated Lives</u>	Business-Type Activities <u>Estimated Lives</u>
Buildings and Improvements	20-50 Years	15-50 Years
Furniture and Equipment	5-15 Years	5-20 Years
Vehicles	8 Years	5 Years

Right to Use Assets- The County has recorded right to use lease assets as a result of implementing GASB 87. The right to use assets are initially measured at an amount equal to the initial measurement of the related lease liability plus any lease payments made prior to the lease term, less lease incentives, and plus ancillary charges necessary to place the lease into service. The right to use assets are amortized on a straight-line basis over the life of the related lease.

MONTEZUMA COUNTY, COLORADO

NOTES TO THE FINANCIAL STATEMENTS

December 31, 2023

Property Tax Revenue Recognition – The County bills and collects its own property taxes as well as property taxes of all other taxing authorities within the County. The property taxes are levied and certified in December of the year prior to the year the taxes are collected. Property taxes become an enforceable lien on January 1 of each year. Secured property taxes are due in two equal installments on February 28 and June 15, and are delinquent after February 28 and June 15 respectively. The entire balance can be paid by April 30 without penalty. Property taxes levied are recorded as deferred revenues in the year levied, as they are not due until the following year. An allowance for un-collectible taxes is not provided as the un-collectible amounts were determined to be negligible based upon an analysis of historical trends.

Compensated absences- Compensated absences arise from policies concerning vacation and sick leave. County employees accrue unlimited sick leave on the basis of one working day per month. Unused accrued sick leave shall not be paid at the time of termination of the employee's service, except in the event the employee terminated voluntarily in good standing after 5 years of service with the County and the employee has reached eligible retirement age. Such employees will be paid at the rate of 50% of wages for actual accumulated sick days up to a maximum of 15 days for 5 to 10 years of service, 25 days for the following 5 years, 45 days for 21 to 30 years and 60 days for over 31 years of service. County employees are entitled to paid vacation after completion of six months of service. All full-time employees begin to accumulate vacation at the time of entry into service. The rate of accumulation varies from 1 day per month for the first five years of employment up to 2.5 days per month after 25 years of service. Vacation is accumulated throughout each calendar year, but the maximum accumulation is 17 days for the first five years of service, 20 days for the following five years and 23 days for eleven years and over.

Accrued Liabilities and General Long-Term Obligations- All payables, accrued liabilities and long-term obligations are reported in the county-wide financial statements, and all payables, accrued liabilities and long-term obligations payable from proprietary funds are reported on the proprietary fund financial statements.

In general, payables and accrued liabilities that will be paid from governmental funds are reported on the governmental fund financial statements regardless of whether they will be liquidated with current resources. However, claims and judgments, the non-current portion of capital leases, compensated absences, and special termination benefits that will be paid from governmental funds are reported as a liability in the fund financial statements only to the extent that they will be paid with current, expendable, available financial resources. In general, payment made within sixty days after year-end are considered to have been made with current available financial resources. Bonds and other long-term obligations that will be paid from governmental funds are not recognized as a liability in the fund financial.

Governmental Fund Balances- In the governmental fund financial statements, fund balances are classified as follows:

MONTEZUMA COUNTY, COLORADO

NOTES TO THE FINANCIAL STATEMENTS

December 31, 2023

Non-spendable- Amounts that cannot be spent either because they are in a non-spendable form or because they are legally or contractually required to be maintained intact. This includes inventory maintained in the Road and Bridge Fund.

Restricted- Amounts that can be used only for specific purposes because of state or federal laws, or externally imposed conditions by grantors or creditors. This includes the County's TABOR reserve.

Committed- Amounts that can be used only for specific purposes determined by a formal action by the Board of County Commissioners.

Assigned- Amounts that are designated by the Board of County Commissioners for a particular purpose but are not spendable until appropriated. This includes assignments for subsequent year's expenditures.

Unassigned- All amounts not included in the other spendable classifications.

Use of Restricted Resources-When an expense is incurred that can be paid using either restricted or unrestricted resources (net position), the County's policy is to first apply the expense toward restricted resources and then toward unrestricted resources. In governmental funds, the County's policy is to first apply the expenditure toward restricted fund balance and then to other less restrictive classifications-committed and then assigned fund balances before using unassigned fund balance.

Net Position- Net position represents the difference between assets and liabilities. Net investment in capital assets consists of capital assets, net of accumulated depreciation, reduced by the outstanding balances of any borrowings used for the acquisition, construction or improvement of those assets. Net position is reported as restricted when there are liabilities imposed on their use either through the enabling legislation adopted by the County or through external restrictions imposed by creditors, grantors or laws or regulations of other governments.

Operating Revenues and Expenses- Operating revenues are those revenues that are generated directly from the primary activity of the proprietary funds. For the County, these revenues are sales related to landfill operations and fleet services. Operating expenses are necessary costs incurred to provide the goods or services that are the primary activities of the fund. All revenues and expenses not meeting this definition are reported as non-operating revenues and expenses.

Inter-fund Transactions- Quasi-external transactions are accounted for as revenues, expenditures or expenses. Transactions that constitute reimbursements to a fund for expenditures/expenses initially made from it that are properly applicable to another fund, are

MONTEZUMA COUNTY, COLORADO

NOTES TO THE FINANCIAL STATEMENTS

December 31, 2023

recorded as expenditures/expenses in the reimbursing fund and as reductions of expenditures/expenses in the fund that is reimbursed. All other inter-fund transactions, except quasi-external transactions and reimbursements, are reported as transfers.

Estimates – The preparation of financial statements in conformity with generally accepted accounting principles requires the use of management’s estimates.

Cash and Investments – The County Treasurer maintains a cash and investment pool that is available for use by all funds. Each fund type’s portion of this pool is displayed on the combined balance sheet as “Cash”.

Cash on the Combined Balance Sheet consisted of:

Cash on hand	\$ 141,885
Deposits and certificates of deposit	11,950,456
Market linked certificates of deposit	1,482,000
Investments at cost	27,312,728
Total cash and investments	<u>\$ 40,887,069</u>

Deposits- The Colorado Public Deposit Protection Act (PDPA) governs the County’s cash deposits. The statutes specify eligible depositories for public cash deposits, which must be Colorado institutions and must maintain federal insurance on deposits held. Each eligible depository with deposits in excess of the insured levels must pledge a collateral pool of defined eligible assets, to be maintained by another institution or held in trust for all of its local government depositors as a group, with a market value at least equal to 102% of the uninsured deposits. The State Regulatory Commissions for banks and savings and loan associations are required by statute to monitor the naming of eligible depositories and the reporting of uninsured deposits and assets maintained in the collateral pools.

At December 31, the carrying amount of the County’s deposits was \$11,950,456 and the bank balance was \$12,970,169. Of the bank balance, \$1,000,000 was covered by federal depository insurance and \$11,970,169 was collateralized with securities held in single financial institution collateral pools as provided by statute. Collateral for uninsured deposits is held by banks in the name of a number of government accounts of which the County is a part. The carrying amount of the County’s market linked certificates of deposit was \$1,482,000 and the bank balance was \$1,482,000. The bank balances were fully insured by federal depository insurance.

Investments- Colorado statutes define eligible investments for local governments. These include bonds and other interest-bearing obligations of or guaranteed by the United States government or its agencies, bonds which are direct obligations of the State of Colorado or any

MONTEZUMA COUNTY, COLORADO

NOTES TO THE FINANCIAL STATEMENTS

December 31, 2023

of its political subdivisions, repurchase agreements, commercial paper, guaranteed investment contracts and local government investment pools.

At December 31, the County had investments in two local government investment pools: the Colorado Government Liquid Asset Trust (COLOTRUST), and the Colorado Surplus Asset Fund Trust (CSAFE). These investment pools are investment vehicles established for local government entities in Colorado to pool surplus funds for investment purposes. The pools are routinely monitored by the Colorado Division of Securities with regard to their operations and investments, which are subject to provisions of C.R.S. Title 24, Article 75, Section 6. The fair value of the investments in the pools is the same as the value of the pool shares. None of these types of investments are categorized because they are not evidenced by securities that exist in physical or book form. COLOTRUST is rated AAAM from Standard and Poor's, and CSAFE is rated AAAM from Standard and Poor's.

At December 31, the County had invested in money market funds with two brokerage houses. These accounts are used to hold money from the sale of government securities until they are reinvested. All funds in these accounts will be reinvested in investments approved by state statute. The money market accounts are rated AAA from Standard and Poor's. These investments are not categorized because they are not evidenced by securities that exist in physical or book form.

At December 31, the County had the following investments subject to interest rate risk:

Investment Type	Cost	Investment Maturities (in years)			
		Less than 1	1-5	6-10	More than 10
Investment Pools					
COLOTRUST	\$ 19,228,180				
CSAFE	811,009				
	<u>20,039,189</u>				
Brokerage Money Market	264,753				
Federal Home Loan Bond	500,000		\$ 500,000		
FHLM,FHLB and FHMA Notes	5,507,457	\$ 1,246,746	5,507,457		
US Treasury Notes	1,001,329	500,000	501,329		
		<u>\$ 1,746,746</u>	<u>\$ 6,508,786</u>		
Total	<u>\$ 27,312,728</u>				

The County does not have a formal policy limiting investment maturities that would help manage its exposure to fair value losses from increasing interest rates.

Retirement Plan – The County is a member of the Colorado County Officials and Employees Retirement Association. All members of the Association are participants in a

MONTEZUMA COUNTY, COLORADO

NOTES TO THE FINANCIAL STATEMENTS

December 31, 2023

defined contribution retirement plan which was adopted and is administered to provide income after retirement in addition to benefits provided by Federal Social Security. All County employees are required to participate immediately upon the first day of the employee's first full payroll period. Contributions made by the employee are a minimum of 5% and a maximum of 10% of gross salary, at the employees' discretion. Employees may make additional voluntary contributions not to exceed 25% of compensation. Employer contributions are 5% for years one through ten of service, 6% for years eleven through fifteen of service and 7% for years of service in excess of fifteen years.

The County maintains no control over the plan, other than being a member of the Association. Employees are vested at a rate of 20% per month of service. The County has no unfunded liability under the plan. The total 2023 County payroll was \$13,361,098. The covered payroll for retirement plan purposes was \$13,000,567. The 2023 employer and employee contributions to the plan were \$692,035 and \$647,980 respectively. There were no County securities or other transactions included in the plan's assets.

Right to Use Leased Assets- The County has right to use lease assets for leased vehicles. The related leases are discussed in the Leases subsection of the Long-Term Debt footnote. The right to use lease assets are amortized on a straight-line basis over the terms of the related leases.

Right to use asset activity for the year ended December 31, 2023:

	<u>Balance Jan 1, 2023</u>	<u>Additions</u>	<u>Deletions</u>	<u>Balance Dec 31, 2023</u>
Governmental Activities				
Right to use assets				
Lease vehicles	\$ 85,018	\$ 647,066		\$ 732,084
Total right to use assets	<u>85,018</u>	<u>647,066</u>	<u>-</u>	<u>732,084</u>
Less accumulated amortization for:				
Leased vehicles	(21,255)	(183,021)		(204,276)
Total accumulated amortization	<u>(21,255)</u>	<u>(183,021)</u>	<u>-</u>	<u>(204,276)</u>
Right to use assets, net	<u>63,763</u>	<u>\$ 464,045</u>	<u>-</u>	<u>\$ 527,808</u>

MONTEZUMA COUNTY, COLORADO

NOTES TO THE FINANCIAL STATEMENTS

December 31, 2023

Capital Assets – Capital asset activity for the fiscal year ended December 31, 2023:

	Capital Assets Jan 1, 2023	Additions	Deletions/ Transfers	Capital Assets Dec 31, 2023
Governmental Activities				
Capital assets, not being depreciated:				
Land	\$ 1,344,190			\$ 1,344,190
Total capital assets not depreciated	<u>1,344,190</u>	<u>-</u>	<u>-</u>	<u>1,344,190</u>
Capital assets, being depreciated:				
Buildings	23,519,335	\$ 130,355		23,649,690
Equipment	14,704,830	275,062	\$ (384,707)	14,595,185
Infrastructure	1,859,205	2,410,589		4,269,794
Total capital assets being depreciated	<u>40,083,370</u>	<u>2,816,006</u>	<u>(384,707)</u>	<u>42,514,669</u>
Less accumulated depreciation for:				
Buildings	(7,622,935)	(723,952)	359,662	(7,987,225)
Equipment	(9,636,385)	(596,880)		(10,233,265)
Infrastructure	(1,594,470)	(99,708)		(1,694,178)
Total accumulated depreciation	<u>(18,853,790)</u>	<u>(1,420,540)</u>	<u>359,662</u>	<u>(19,914,668)</u>
Total capital assets, being depreciated, net	<u>21,229,580</u>	<u>1,395,466</u>	<u>(25,045)</u>	<u>22,600,001</u>
Governmental Activities Capital Assets, net	<u>\$ 22,573,770</u>	<u>\$ 1,395,466</u>	<u>\$ (25,045)</u>	<u>\$ 23,944,191</u>
Business Type Activities				
Equipment and facilities	\$ 7,389,261	\$ 85,937		\$ 7,475,198
Less accumulated depreciation	(4,414,291)	(369,171)		(4,783,462)
Business Type Activities Capital Assets net	<u>\$ 2,974,970</u>	<u>\$ (283,234)</u>	<u>-</u>	<u>\$ 2,691,736</u>

Depreciation expense was charged as a direct expense to the following governmental programs:

General government	\$ 10,282
Public safety	444,537
Public works	552,376
Public health and welfare	69,549
Culture and recreation	55,858
Unallocated	287,938
Total depreciation government activities	<u>\$ 1,420,540</u>

MONTEZUMA COUNTY, COLORADO

NOTES TO THE FINANCIAL STATEMENTS

December 31, 2023

Schedule of Social Services Costs Due To/From State of Colorado –

	Due To (From)
Colorado works	\$ 45,600
Child care	(3,613)
Child welfare	63,214
County administration	88,854
Core services	10,974
Child support	11,044
Adult protective services	13,216
TANF IVD retained	233
Aid to need disabled	(2,681)
Home care allowance	(47)
Old age pension	2,590
Food assistance	(1,600)
Medicaid Collections	(825)
Net Amount Due From State	<u>\$ 226,959</u>

All Electronic Benefit transfers paid by the State of Colorado for Montezuma County are included in the financial statements.

Long-Term Debt- The County has incurred the following long-term debt.

Governmental Activities:

Leases- As of December 31, 2023 the County had 18 active leases. The leases have payments that range from \$794 to \$1,096 per month and interest rates that range from 2.223% to 3.409%. The combined value of the lease liability is \$579,617. The combined value of the right-of-use assets of \$732,084 with accumulated amortization of \$204,276 is included in the Right to Use Asset disclosure on page 34.

Financed Purchase Agreements-

In 2022, the County obtained an annually renewable equipment financed purchase agreement for two John Deere blades. The agreement is payable in 4 semi-annual installments of \$43,684 beginning in October of 2022 along with a final balloon payment of \$438,205 due in October of 2024. The blades are included in the capital assets at a cost of \$693,446 with

MONTEZUMA COUNTY, COLORADO

NOTES TO THE FINANCIAL STATEMENTS

December 31, 2023

accumulated depreciation of \$92,460. The agreement is serviced by the Road and Bridge Fund and the equipment serves as collateral.

In 2022, the County obtained an annually renewable equipment financed purchase agreement for two John Deere blades. The agreement is payable in 10 semi-annual installments of \$48,196 beginning in January of 2023 along with a final balloon payment of \$343,375 due in December of 2027. The blades are included in the capital assets at a cost of \$720,216 with accumulated depreciation of \$96,028. The agreement is serviced by the Road and Bridge Fund and the equipment serves as collateral.

Changes in General Long-Term Debt- A summary of changes in long-term debt follows:

	Balance January 1, 2023	Additions	Deletions	Balance December 31, 2023
Financed purchase agreements	\$ 1,249,978		\$ (183,648)	\$ 1,066,330
Lease liabilities	73,924	\$ 647,066	(141,373)	579,617
Accrued compensation	787,592	9,342		796,934
Total	\$ 2,111,494	\$ 656,408	\$ (325,021)	\$ 2,442,881

Annual requirements to amortize the long-term debt is as follows:

Year Ending December 31	Lease Liabilities		Financed Purchase Agreements	
	Principal	Interest	Principal	Interest
2024	\$ 178,747	\$ 14,434	\$ 535,783	\$ 42,499
2025	183,976	9,205	75,275	21,117
2026	176,603	3,895	78,412	17,980
2027	40,291	204	376,860	14,711
Total	\$ 579,617	\$ 27,534	\$ 1,066,330	\$ 96,307

MONTEZUMA COUNTY, COLORADO

NOTES TO THE FINANCIAL STATEMENTS

December 31, 2023

Interfund Operating Transfers- consist of the following:

	<u>Transfer In</u>	<u>Transfer out</u>
General Fund	\$ 2,058,003	\$ 509,696
Special Revenue Funds		
Public Health Fund	39,696	
Law Enforcement Authority Fund		1,764,574
Conservation Trust Fund		251,609
Road and Bridge Fund		370
Emergency Telephone Fund		41,450
Social Services Fund	3,501	
Clara Ormiston Fund		3,501
Capital Fund	470,000	
	<u>\$ 2,571,200</u>	<u>\$ 2,571,200</u>

All transfers were made for the purpose of subsidizing the receiving fund.

Fund Balance Restrictions and Assignments – Nonspendable indicates amounts that cannot be spent, either because they are in nonspendable form or because they are legally or contractually required to be maintained intact. Restricted indicates that a portion of the fund balance can only be spent for specific purposes because of state or federal laws, or externally imposed conditions by grantors or creditors. Assigned indicates amounts that are designated for a specific purpose by the Board of County Commissioners but are not spendable until appropriated. The County uses the following restrictions and assignments:

Non-spendable

Inventory- indicates that the portion of fund balance represented by inventories is not available for appropriation and expenditure at the balance sheet date. Non-spendable fund balance related to inventory consists of \$50,000 in the Road and Bridge Fund.

Restricted

TABOR- indicates that a portion of the fund balance has been segregated for expenditures for declared emergencies only. Fund balance restricted for TABOR consists of \$722,119 in the Emergency Reserve Fund and \$477,881 in the General Fund.

MONTEZUMA COUNTY, COLORADO

NOTES TO THE FINANCIAL STATEMENTS

December 31, 2023

Cancer treatments-indicates that the fund balance within the Ormiston Fund is restricted for the payment of cancer treatments costs of qualified county residents.

Roads and bridges-indicates that the fund balance within the Road and Bridge Fund is restricted for construction and maintenance of County roads and bridges.

Public health and welfare-indicates that the fund balance of the Social Services Fund is restricted for the purpose of public health and welfare.

Assigned for future expenditures- indicates anticipated fund balance available for appropriation in the next budget year. Fund balances assigned for future expenditures consist of the following:

General Fund	\$ 26,355,379
Special Revenue Funds	
Contingent Fund	595,335
Emergency Telephone Service Fund	1,251,761
Sheriff's Forfeiture Fund	12,916
Conservation Trust Fund	645,476
Law Enforcement Authority Fund	536,931
Revolving Loan Fund	42,689
Lodger's Tax Fund	241,788
Public Health Fund	1,347,247
Capital Projects Funds	
Capital Fund	1,622,545
Total	<u><u>\$ 32,652,067</u></u>

Public Trustee – The County Treasurer holds the office of the County Public Trustee. Public Trustees are named as trustees for Deeds of Trust and perform all the functions and exercise all the powers conferred upon them by the Deeds of Trust. These functions include releasing Deeds of Trust when indebtedness is paid in full, making sales whenever default occurs, issuing Certificates of Purchase and Certificates of Redemption of Trustee's Deeds. Fees for such services are used to cover related expenses and pay the Trustee an annual salary.

The accounts of the County Public Trustee consist of the following as of and for the year ended December 31, 2023:

MONTEZUMA COUNTY, COLORADO

NOTES TO THE FINANCIAL STATEMENTS

December 31, 2023

Cash at January 1, 2023	\$ 44,358
Revenues	
Interest and fees	15,643
Expenditures	(20,413)
Cash at December 31, 2023	<u>\$ 39,588</u>

Commitments and Contingent Liabilities – There appear to be no commitments or contingencies that would pose a threat of significant liability to the County.

Tax Spending, Revenue and Debt Limitations- Colorado voters passed an amendment to the State Constitution, Article X, Section 20, which has several limitations, including revenue raising, spending abilities, and other specific requirements of state and local governments.

“Enterprises,” defined as government owned businesses authorized to issue revenue bonds and receiving less than 10 percent of their annual revenue in grants from all state and local governments combined, are excluded from the provisions of the Amendment.

Fiscal year spending and revenue limits are determined based on the prior year’s spending adjusted for inflation and local growth. Revenue in excess of the fiscal year spending limit must be refunded unless the voters approve retention of such revenue.

Fiscal year spending is generally defined as expenditures plus reserve increases with certain exceptions. Those exceptions include spending from certain revenue and financial sources such as federal funds, gifts, property sales, fund transfers, damage awards, and fund reserves.

The Amendment requires local governments to establish Emergency Reserves. These reserves must be at least 3% of fiscal year spending. Local governments are not allowed to use the emergency reserves to compensate for economic conditions, revenue shortfalls, or salary or benefit increases.

The Amendment is complex and subject to judicial interpretation. The County believes it is in compliance with the requirements of the Amendment.

Risk Management – County Workers Compensation Pool – The County is exposed to various risks of loss related to injuries of employees while on the job. The County joined the

MONTEZUMA COUNTY, COLORADO

NOTES TO THE FINANCIAL STATEMENTS

December 31, 2023

County Workers' Compensation Pool (CWCP), a public entity risk pool currently operating as a common risk management and insurance program for member counties. The County pays an annual contribution to CWCP for its workers' compensation insurance coverage. The intergovernmental formation agreement of CWCP provides that the pool will be financially self-sustaining through member contributions and additional assessments, if necessary, and the pool will purchase excess insurance through commercial companies for members' claims in excess of a specified self-insured retention, which is determined each policy year.

The County is exposed to various risks of loss related to torts; theft of, damage to, and destruction of assets, errors and omissions, injuries to employees, and natural disasters. The County has purchased commercial insurance for such risks. Settled claims resulting from these risks have not exceeded commercial insurance in any of the past three years.

Colorado Immunity Act – Under Colorado statutes, the County has immunity from liability in excess of \$150,000 per individual and \$600,000 per occurrence.

Municipal Solid Waste Landfill- The County assumed operation of the landfill in 1991 from the Cortez Sanitation District. The old inactive landfill areas have monitoring wells in place and closure and post-closure costs are not estimated to exceed normal operating costs.

Currently, the landfill is operating on a cell basis. An average "life to closure" has been estimated at 30 to 40 years for the cells. It is estimated that at December 31, 2023 78.04% of the capacity had been used. Engineer estimates have been obtained for anticipated closure and post-closure costs. The County is required to perform certain maintenance and monitoring functions for thirty years after closure. The expense and liability associated with these requirements are reflected in the financial statements of the Landfill Fund.

	<u>Estimated Costs</u>	<u>Estimated Capacity Used</u>	<u>Accrued Closure Costs</u>
Closure	\$ 1,487,739	78.04%	\$ 1,161,032
Post-closure	821,288	78.04%	640,933
Post-closure Carver Landfill	149,188	100%	149,188
Total	<u><u>\$ 2,458,215</u></u>		<u><u>\$ 1,951,153</u></u>

It is anticipated that the remaining amount will be recognized in the future as the landfill reaches capacity. These figures are estimates. The County has provided the "Financial Assurance for Compliance" required by the Colorado Department of Public Health and Environment.

MONTEZUMA COUNTY, COLORADO

NOTES TO THE FINANCIAL STATEMENTS

December 31, 2023

Compliance with Laws and Regulations-The County may be in violation of State Statute. Expenditures exceeded appropriations in the Road and Bridge Fund, Public Health Fund, Clara Ormiston Fund and the Sheriff's Forfeiture Fund, and the Lodgers Tax Fund.

MONTEZUMA COUNTY, COLORADO

Required Supplementary Information

December 31, 2023

Required supplementary information includes financial information and disclosures that are required by the GASB but are not considered a part of the basic financial statements.

Such information includes:

Budgetary Comparison Schedules

General Fund

Road and Bridge Fund

Social Services Fund

MONTEZUMA COUNTY, COLORADO

Schedule of Revenues, Expenditures and Changes in
Fund Balances- Budget and Actual
General Fund

For the Year Ended December 31, 2023

	Budgeted Amounts		Actual	Variance Favorable (Unfavorable)
	Original	Final		
Revenues				
Taxes				
General property taxes	\$ 6,679,882	\$ 6,679,882	\$ 6,642,868	\$ (37,014)
Specific ownership taxes	750,000	750,000	854,666	104,666
Delinquent tax and interest	18,000	18,000	313,131	295,131
Severance taxes	150,000	150,000	619,243	469,243
Tobacco products taxes	5,000	5,000	9,811	4,811
Total taxes	7,602,882	7,602,882	8,439,719	836,837
Intergovernmental revenues				
Payment in lieu of taxes	175,000	175,000	217,524	42,524
Mineral leasing	400,000	400,000	1,200,754	800,754
Grants				
LATCF grant	1,543,937	1,543,937	3,087,874	1,543,937
Public safety grants	469,484	469,484	737,906	268,422
Senior services and transportation grants	488,664	488,664	492,406	3,742
Other grants	1,032,831	1,032,831	304,426	(728,405)
Total intergovernmental revenues	4,109,916	4,109,916	6,040,890	1,930,974
Charges for services				
General government	113,900	113,900	146,931	33,031
Sheriff contracts	220,000	220,000	214,463	(5,537)
Senior nutrition and transportation	181,000	181,000	244,647	63,647
County fair and fairground user fees	100,000	100,000	135,751	35,751
Total charges for services	614,900	614,900	741,792	126,892
Fines and forfeitures				
Court fines	30,000	30,000	27,801	(2,199)
Total fines and forfeitures	30,000	30,000	27,801	(2,199)
Earnings on investments				
	200,000	200,000	1,251,734	1,051,734
Miscellaneous revenues				
Rents and royalties	170,000	170,000	216,824	46,824
Reimbursements	71,440	71,440	400,333	328,893
Other	93,480	93,480	214,326	120,846
Total miscellaneous revenues	334,920	334,920	831,483	496,563
Fee accounts				
Sheriff fees	225,000	225,000	238,427	13,427
Clerk fees	600,000	600,000	554,705	(45,295)
Treasurers fees	250,000	250,000	242,006	(7,994)
Public trustee fees	40,000	40,000	14,811	(25,189)
Total fee accounts	1,115,000	1,115,000	1,049,949	(65,051)
Total revenues	14,007,618	14,007,618	18,383,368	4,375,750

(continued)

MONTEZUMA COUNTY, COLORADO

Schedule of Revenues, Expenditures and Changes in
Fund Balances- Budget and Actual
General Fund

For the Year Ended December 31, 2023

	Budgeted Amounts		Actual	Variance Favorable (Unfavorable)
	Original	Final		
Expenditures				
General government				
Board of county commissioners	\$ 370,035	\$ 370,035	\$ 296,725	\$ 73,310
Planning department	182,680	182,680	185,011	(2,331)
Clerk	1,099,276	1,099,276	637,762	461,514
Treasurer	325,518	325,518	300,589	24,929
Public trustee	19,300	19,300	18,514	786
Assessor	619,230	619,230	470,191	149,039
Attorney	290,740	290,740	300,440	(9,700)
Grounds and buildings	935,840	935,840	869,196	66,644
Administration	796,280	796,280	754,549	41,731
Elections	152,250	152,250	113,618	38,632
Extention services	105,200	105,200	87,780	17,420
Veteran's office	126,731	126,731	72,935	53,796
Purchasing	41,700	41,700	27,766	13,934
Computer services and mapping	806,012	806,012	878,173	(72,161)
Surveyor	8,330	8,330	4,305	4,025
Natural resources and public lands	341,739	341,739	233,313	108,426
Noxious weed	280,240	280,240	291,558	(11,318)
Miscellaneous	703,844	703,844	687,559	16,285
Total general government	<u>7,204,945</u>	<u>7,204,945</u>	<u>6,229,984</u>	<u>974,961</u>
Public safety				
Sheriff administration	4,704,976	4,704,976	4,568,994	135,982
Coroner	195,367	195,367	210,580	(15,213)
District attorney	1,058,952	1,058,952	1,058,952	-
Jail	3,051,332	3,051,332	2,780,708	270,624
Animal control	27,500	27,500	27,500	-
Emergency management	102,623	102,623	101,649	974
Total public safety	<u>9,140,750</u>	<u>9,140,750</u>	<u>8,748,383</u>	<u>392,367</u>
Health and welfare				
Senior services and transportation	687,150	687,150	626,622	60,528
Community intervention	192,501	192,501	22,820	169,681
Total health and welfare	<u>879,651</u>	<u>879,651</u>	<u>649,442</u>	<u>230,209</u>

(continued)

MONTEZUMA COUNTY, COLORADO

Schedule of Revenues, Expenditures and Changes in
Fund Balances- Budget and Actual
General Fund

For the Year Ended December 31, 2023

	Budgeted Amounts		Actual	Variance Favorable (Unfavorable)
	Original	Final		
Expenditures (continued)				
Culture and recreation				
County fair	\$ 53,500	\$ 53,500	\$ 35,659	\$ 17,841
Fairgrounds	399,255	399,255	240,854	158,401
Conservation trust	443,104	443,104	251,322	191,782
Total culture and recreation	895,859	895,859	527,835	368,024
Total expenditures	18,121,205	18,121,205	16,155,644	1,965,561
Excess (deficit) of revenues over (under) expenditures	(4,113,587)	(4,113,587)	2,227,724	6,341,311
Other financing sources (uses)				
Net operating transfers in (out)	1,860,869	1,860,869	1,548,307	(312,562)
Total other financing sources (uses)	1,860,869	1,860,869	1,548,307	(312,562)
Excess (deficit) of revenues and other financing sources over (under) expenditures and other financing uses	(2,252,718)	(2,252,718)	3,776,031	6,028,749
Fund balance, beginning	21,312,798	21,312,798	23,057,229	1,744,431
Fund balance, ending	\$ 19,060,080	\$ 19,060,080	\$ 26,833,260	\$ 7,773,180

MONTEZUMA COUNTY, COLORADO

Schedule of Revenues, Expenditures and Changes in
Fund Balance- Budget and Actual
Road and Bridge Fund

For the Year Ended December 31, 2023

	Budgeted Amounts		Actual	Variance Favorable (Unfavorable)
	Original	Final		
Revenues				
Taxes				
General property taxes	\$ 1,609,582	\$ 1,609,582	\$ 1,451,723	\$ (157,859)
Specific ownership taxes	289,645	289,645	312,582	22,937
Delinquent taxes and interest	52,300	52,300	57,851	5,551
Total taxes	<u>1,951,527</u>	<u>1,951,527</u>	<u>1,822,156</u>	<u>(129,371)</u>
Intergovernmental revenues				
Federal shared revenues				
Forest Service	45,000	45,000	57,586	12,586
Mineral leasing	200,000	200,000	200,000	-
State shared revenues				
Highway user's tax	2,811,224	2,811,224	2,827,818	16,594
Additional motor vehicle registration fee	96,105	96,105	82,690	(13,415)
Grants	70,613	70,613	2,315,007	2,244,394
Total intergovernmental revenues	<u>3,222,942</u>	<u>3,222,942</u>	<u>5,483,101</u>	<u>2,260,159</u>
Miscellaneous revenues				
Permits and charges for services	350,948	350,948	971,175	620,227
Sale of assets	-	-	15,737	15,737
Impact fees	150,000	150,000	230,780	80,780
Other	15,000	15,000	21,196	6,196
Total miscellaneous revenues	<u>515,948</u>	<u>515,948</u>	<u>1,238,888</u>	<u>722,940</u>
Total revenues	<u>5,690,417</u>	<u>5,690,417</u>	<u>8,544,145</u>	<u>2,853,728</u>
Expenditures				
Current operating				
Public Works				
Administration	202,381	202,381	201,217	1,164
Maintenance of condition	4,606,815	4,606,815	4,353,592	253,223
Snow and ice removal	257,247	257,247	241,340	15,907
System preservation	1,294,781	1,294,781	4,197,359	(2,902,578)
Payments to cities	149,645	149,645	144,953	4,692
Debt service				
Principal	175,000	175,000	183,648	8,648
Total public works	<u>6,685,869</u>	<u>6,685,869</u>	<u>9,322,109</u>	<u>(2,636,240)</u>
Total expenditures	<u>6,685,869</u>	<u>6,685,869</u>	<u>9,322,109</u>	<u>(2,636,240)</u>
Excess (deficit) of revenues over (under) expenditures	<u>(995,452)</u>	<u>(995,452)</u>	<u>(777,964)</u>	<u>217,488</u>
Other financing sources (uses)				
Transfers out			(370)	(370)
Total other financing sources (uses)	<u>-</u>	<u>-</u>	<u>(370)</u>	<u>(370)</u>
Excess (deficit) of other financing sources over (under) expenditures and other financing uses	<u>(995,452)</u>	<u>(995,452)</u>	<u>(778,334)</u>	<u>217,118</u>
Fund balance, beginning	3,344,539	3,344,539	4,069,103	724,564
Fund balance, ending	<u>\$ 2,349,087</u>	<u>\$ 2,349,087</u>	<u>\$ 3,290,769</u>	<u>\$ 941,682</u>

MONTEZUMA COUNTY, COLORADO

Schedule of Revenue, Expenditures and Changes in
Fund Balance - Budget and Actual
Social Services Fund
For the year Ended December 31, 2023

	Budgeted Amounts		Actual	Variance
	Original	Final		Favorable (Unfavorable)
Revenues				
Taxes				
General Property Taxes	\$ 493,065	\$ 493,065	\$ 513,009	\$ 19,944
Specific Ownership Taxes	44,378	44,378	63,086	18,708
Total taxes	537,443	537,443	576,095	38,652
Intergovernmental revenues				
Programs settled by CFMS				
Colorado Works	1,126,843	1,126,843	840,494	(286,349)
Child Care	768,487	768,487	502,019	(266,468)
Child Welfare	1,968,455	1,968,455	1,497,360	(471,095)
Administration	1,336,170	1,336,170	1,181,593	(154,577)
Core Services	339,741	339,741	201,541	(138,200)
Child Support	178,394	178,394	145,453	(32,941)
LEAP	680,772	680,772	578,629	(102,143)
Adult Protective Services	234,959	234,959	108,975	(125,984)
Aid to Needy Disabled	129,267	129,267	105,683	(23,584)
Home Care Allowance	105,124	105,124	13,625	(91,499)
Old Age Pension	520,573	520,573	520,570	(3)
Food Assistance	14,850,585	14,850,585	10,782,337	(4,068,248)
Child Welfare Discretionary Grants			6,411	6,411
Tanf Collections EBT	(5,183)	(5,183)	(3,917)	1,266
State and Federal Incentives	18,426	18,426	109,533	91,107
TANF Collections IVD Retained	(19,280)	(19,280)	(26,881)	(7,601)
Medicaid Collections	(5,155)	(5,155)	(2,543)	2,612
Total Programs settled by CFMS	22,228,178	22,228,178	16,560,882	(5,667,296)
Other				
Integrated Care Management	190,597	190,597	25,412	(165,185)
Title IV-B PSSF	202,953	202,953	156,745	(46,208)
CIP Behavioral Health			240,551	240,551
Rocky Mountain Health			28,515	28,515
Family Hosing Navigator			40,793	40,793
Other			14,742	14,742
Total Other	393,550	393,550	506,758	113,208
Total Intergovernmental revenues	22,621,728	22,621,728	17,067,640	(5,554,088)
Total Revenues	23,159,171	23,159,171	17,643,735	(5,515,436)

Continued

MONTEZUMA COUNTY, COLORADO

Schedule of Revenue, Expenditures and Changes in
Fund Balance - Budget and Actual
Social Services Fund
For the year Ended December 31, 2023

	Budgeted Amounts		Actual	Variance
	Original	Final		Favorable (Unfavorable)
Expenditures				
Health and Welfare				
Programs settled by CFMS				
Colorado Works	\$ 1,126,843	1,126,843	\$ 936,820	\$ 190,023
Child Care	768,487	768,487	582,647	185,840
Child Welfare	2,439,639	2,439,639	1,833,454	606,185
Administration	1,670,213	1,670,213	1,417,305	252,908
Core Services	369,801	369,801	205,534	164,267
Child Support	270,295	270,295	210,711	59,584
LEAP	680,772	680,772	578,629	102,143
Adult Protective Services	293,699	293,699	192,767	100,932
Aid to Needy Disabled	161,584	161,584	132,103	29,481
Home Care Allowance	110,657	110,657	14,342	96,315
Old Age Pension	520,573	520,573	520,570	3
Food Assistance	14,850,585	14,850,585	10,782,337	4,068,248
Child Welfare Discretionary Grants		-	6,411	(6,411)
Tanf Collections EBT	(5,183)	(5,183)	(4,896)	(287)
Tanf Collections IVD Retained	(17,053)	(17,053)	(33,601)	16,548
Medicaid Collections	(5,155)	(5,155)	(2,543)	(2,612)
Total Programs settled by CFMS	23,235,757	23,235,757	17,372,590	5,863,167
Other				
Integrated Care Management	190,597	190,597	25,412	165,185
Title IV-B PSSF	202,953	202,953	156,745	46,208
CIP Behavioral Health			240,551	(240,551)
Rocky Mountain Health			28,515	(28,515)
Family Hosing Navigator			40,793	(40,793)
Other	248,387	248,387	148,697	99,690
Total Other	641,937	641,937	640,713	1,224
Total expenditures	23,877,694	23,877,694	18,013,303	5,864,391
Excess revenues over (under) expenditures	(718,523)	(718,523)	(369,568)	348,955
Other financing sources (uses)				
Operating transfers in (out)			3,501	3,501
Total other financing sources (uses)			3,501	3,501
Excess (deficit) of other financing sources over (under) expenditures and other financing uses	(718,523)	(718,523)	(366,067)	352,456
Fund balance, beginning	735,565	735,565	1,061,783	326,218
Fund balance, ending	\$ 17,042	\$ 17,042	\$ 695,716	\$ 678,674

MONTEZUMA COUNTY, COLORADO

Other Supplementary Information

December 31, 2023

Other supplementary information includes financial statements and schedules not required by the GASB, or a part of the basic financial statements, but are presented for purposes of additional analysis.

These statements and schedules include:

Combining Statements- Nonmajor governmental funds

Budgetary Comparison Schedules- Nonmajor governmental funds

Budgetary Comparison Schedule-Capital Fund

Budgetary Comparison Schedule-Enterprise Fund

MONTEZUMA COUNTY, COLORADO

Nonmajor Governmental Funds

December 31, 2023

Special Revenue Funds

Special revenue funds are used to account for taxes and other designated revenues of the County which are used for a specified purpose as required by law or administrative action.

Public Health Fund

This fund is required by state statute to account for the County's public health operations.

Conservation Trust Fund

This fund accounts for the County's share of lottery proceeds from the state to pay for local conservation efforts.

Clara Ormiston Fund

This fund accounts for money received from the Clara Ormiston Trust to help residents of the county with health care costs for the treatment of cancer.

Emergency Telephone Service Fund

This fund accounts for an emergency telephone service system in Montezuma County.

Sheriff's Department Forfeiture Fund

This fund was established pursuant to Section 16-13-506 C.R.S. to account for proceeds from property ordered by the court to be forfeited and used for nonoperating purposes.

Revolving Loan Fund

The Housing and Community Development Act of 1974 has established a Community Development Block Grant program to support economic development projects that create or retain jobs and which contribute to sound overall community development at the local level. The Revolving Loan Fund accounts for the revenue and expenditures relative to these federal monies.

Lodgers' Tax Fund

This fund accounts for the lodgers' tax revenue collected by merchants to be used for the promotion of Montezuma County.

Emergency Reserve Fund

This fund accounts for a portion of the County fund balance that was set aside to meet the emergency reserve required by TABOR. This fund had no activity during the current year.

Contingent Fund

This fund is required by state law. This fund accounts for expenditures not reasonably foreseen at the time the budget is adopted. This fund had no activity during the year.

Law Enforcement Authority

This fund was created in 2008 to account for the voter approved levy of property taxes to provide increased funding for public safety operations of the County.

MONTEZUMA COUNTY
 Combining Balance Sheet
 Non Major Governmental Funds

December 31, 2023

Special Revenue Funds

	Public Health Fund	Conservation Trust Fund	Clara Ormiston Fund	Emergency Telephone Fund	Sheriffs Forfeiture Fund	Revolving Loan Fund	Lodgers Tax Fund	Emergency Reserve Fund	Contingent Fund	Law Enforcement Authority Fund	Total
Assets											
Cash	\$ 1,907,389	\$ 641,359	\$ 60,282	\$ 1,329,838	\$ 12,916	\$ 42,689	\$ 241,788	\$ 722,119	\$ 595,335	\$ 536,931	\$ 6,090,646
Due from other governments	10,616										10,616
Other receivables		4,117	23								4,140
Total Assets	\$ 1,918,005	\$ 645,476	\$ 60,305	\$ 1,329,838	\$ 12,916	\$ 42,689	\$ 241,788	\$ 722,119	\$ 595,335	\$ 536,931	\$ 6,105,402
Liabilities											
Accounts payable	\$ 2,174			\$ 78,077							\$ 80,251
Accrued payroll liabilities	44,202										44,202
Due to other governments	524,382										524,382
Unearned grant revenue											-
Total Liabilities	570,758	-	-	78,077	-	-	-	-	-	-	648,835
Fund Balance											
Restricted											
Cancer treatments			\$ 60,305								60,305
TABOR								\$ 722,119			722,119
Unrestricted											
Assigned for future year's expenditures	1,347,247	\$ 645,476		1,251,761	\$ 12,916	\$ 42,689	\$ 241,788	\$ 595,335	\$ 595,335	\$ 536,931	4,674,143
Total Fund Balance	1,347,247	645,476	60,305	1,251,761	12,916	42,689	241,788	722,119	595,335	536,931	5,456,567
Total Liabilities and Fund Balance	\$ 1,918,005	\$ 645,476	\$ 60,305	\$ 1,329,838	\$ 12,916	\$ 42,689	\$ 241,788	\$ 722,119	\$ 595,335	\$ 536,931	\$ 6,105,402

MONTEZUMA COUNTY
 Combining Statement of Revenues, Expenditures, and Changes in Fund Balances
 Non Major Governmental Funds

For the Year Ended December 31, 2023

	Special Revenue Funds										Total
	Public Health Fund	Conservation Trust Fund	Clara Ormiston Fund	Emergency Telephone Fund	Sheriff's Forfeiture Fund	Revolving Loan Fund	Lodgers Tax Fund	Emergency Reserve Fund	Contingent Fund	Law Enforcement Authority Fund	
Revenues											
Taxes	\$ 2,077,087	\$ 213,475				\$ 307,896				\$ 856,398	\$ 1,164,294
Intergovernmental Charges for services	519,002		\$ 3,092	\$ 688,573	\$ 1,991						2,290,562
Earnings on investments		39,453			238	\$ 145					1,209,566
											42,928
Total Revenues	2,596,089	252,928	3,092	688,573	2,229	307,896	145	-	-	856,398	4,707,350
Expenditures											
General government						405,500					405,500
Public safety	2,838,749			157,434	28,010						185,444
Public Health											2,838,749
Total expenditures	2,838,749	-	-	157,434	28,010	405,500	-	-	-	-	3,429,693
Excess revenues over (under) expenditures	(242,660)	252,928	3,092	531,139	(25,781)	(97,604)	145	-	-	856,398	1,277,657
Other financing sources (uses)											
Operating transfers in (out)	39,696	(251,609)	(3,501)	(41,450)						(1,764,574)	(2,021,438)
Total other financing sources (uses)	39,696	(251,609)	(3,501)	(41,450)	-	-	-	-	-	(1,764,574)	(2,021,438)
Excess (deficit) of revenues and other financing sources over (under) expenditures and other financing uses	(202,964)	1,319	(409)	489,689	(25,781)	(97,604)	145	-	-	(908,176)	(743,781)
Fund Balances beginning of the year	1,550,211	644,157	60,714	762,072	38,697	339,392	42,544	722,119	\$ 595,335	1,445,107	6,200,348
Fund Balances end of the year	\$ 1,347,247	\$ 645,476	\$ 60,305	\$ 1,251,761	\$ 12,916	\$ 241,788	\$ 42,689	\$ 722,119	\$ 595,335	\$ 536,931	\$ 5,456,567

MONTEZUMA COUNTY
Schedule of Revenues, Expenditures, and Changes in
Fund Balance-Budget and Actual
Public Health Fund

For the Year Ended December 31, 2023

	Budgeted Amounts		Actual	Variance Favorable (Unfavorable)
	Original	Final		
Revenues				
Intergovernmental revenues				
Operating grants	\$ 2,583,162	\$ 2,583,162	\$ 2,077,087	\$ (506,075)
Charges of services	470,625	470,625	519,002	48,377
Total Revenues	<u>3,053,787</u>	<u>3,053,787</u>	<u>2,596,089</u>	<u>(457,698)</u>
Expenditures				
Public health	2,651,000	2,651,000	2,838,749	(187,749)
Total Expenditures	<u>2,651,000</u>	<u>2,651,000</u>	<u>2,838,749</u>	<u>(187,749)</u>
Excess revenues over (under) expenditures	402,787	402,787	(242,660)	(645,447)
Other financing sources (uses)				
Operating transfers in (out)	39,232	39,232	39,696	464
Total other financing sources (uses)	<u>39,232</u>	<u>39,232</u>	<u>39,696</u>	<u>464</u>
Excess (deficit) of revenues and other financing sources over (under) expenditures and other financing uses	<u>442,019</u>	<u>442,019</u>	<u>(202,964)</u>	<u>(644,983)</u>
Fund Balances beginning of the year	2,368,602	2,368,602	1,550,211	(818,391)
Fund Balances end of the year	<u>\$ 2,810,621</u>	<u>\$ 2,810,621</u>	<u>\$ 1,347,247</u>	<u>\$ (1,463,374)</u>

MONTEZUMA COUNTY
Schedule of Revenues, Expenditures, and Changes in
Fund Balance-Budget and Actual
Conservation Trust Fund

For the Year Ended December 31, 2023

	Budgeted Amounts		Actual	Variance
	Original	Final		Favorable (Unfavorable)
Revenues				
Intergovernmental				
Lottery funds	\$ 168,000	\$ 168,000	\$ 213,475	\$ 45,475
Total intergovernmental revenues	168,000	168,000	213,475	45,475
Miscellaneous				
Earnings on investments	500	500	39,453	38,953
Total miscellaneous revenues	500	500	39,453	38,953
Total Revenues	168,500	168,500	252,928	84,428
Other financing sources (uses)				
Operating transfers out	(443,103)	(443,103)	(251,609)	191,494
Total other financing sources (uses)	(443,103)	(443,103)	(251,609)	191,494
Excess (deficit) of revenues and other financing sources over (under) expenditures and other financing uses	(274,603)	(274,603)	1,319	275,922
Fund Balances beginning of the year	676,980	676,980	644,157	(32,823)
Fund Balances end of the year	\$ 402,377	\$ 402,377	\$ 645,476	\$ 243,099

MONTEZUMA COUNTY
Schedule of Revenues, Expenditures, and Changes in
Fund Balance-Budget and Actual
Clara Ormiston Fund

For the Year Ended December 31, 2023

	Budgeted Amounts		Actual	Variance
	Original	Final		Favorable (Unfavorable)
Revenues				
Earnings on investments	\$ -	\$ -	\$ 3,092	\$ 3,092
Total Revenues	<u>-</u>	<u>-</u>	<u>3,092</u>	<u>3,092</u>
Other financing sources (uses)				
Operating transfers out	-	-	(3,501)	(3,501)
Total other financing sources (uses)	<u>-</u>	<u>-</u>	<u>(3,501)</u>	<u>(3,501)</u>
Excess (deficit) of revenues and other financing sources over (under) expenditures and other financing uses	<u>-</u>	<u>-</u>	<u>(409)</u>	<u>(409)</u>
Fund Balances beginning of the year	\$ 56,678	\$ 56,678	60,714	4,036
Fund Balances end of the year	<u>\$ 56,678</u>	<u>\$ 56,678</u>	<u>\$ 60,305</u>	<u>\$ 3,627</u>

MONTEZUMA COUNTY
Schedule of Revenues, Expenditures, and Changes in
Fund Balance-Budget and Actual
Emergency Telephone Fund

For the Year Ended December 31, 2023

	Budgeted Amounts		Actual	Variance
	Original	Final		Favorable (Unfavorable)
Revenues				
Charges for services	\$ 600,000	\$ 600,000	\$ 688,573	\$ 88,573
Total Revenues	<u>600,000</u>	<u>600,000</u>	<u>688,573</u>	<u>88,573</u>
Expenditures				
Public safety	1,072,985	1,072,985	157,434	915,551
Total Expenditures	<u>1,072,985</u>	<u>1,072,985</u>	<u>157,434</u>	<u>915,551</u>
Excess revenues over (under) expenditures	<u>(472,985)</u>	<u>(472,985)</u>	<u>531,139</u>	<u>1,004,124</u>
Other financing sources (uses)				
Operating transfers out	(41,450)	(41,450)	(41,450)	-
Total other financing sources (uses)	<u>(41,450)</u>	<u>(41,450)</u>	<u>(41,450)</u>	<u>-</u>
Excess (deficit) of revenues and other financing sources over (under) expenditures and other financing uses	<u>(514,435)</u>	<u>(514,435)</u>	<u>489,689</u>	<u>1,004,124</u>
Fund Balances beginning of the year	660,973	660,973	762,072	101,099
Fund Balances end of the year	<u>\$ 146,538</u>	<u>\$ 146,538</u>	<u>\$ 1,251,761</u>	<u>\$ 1,105,223</u>

MONTEZUMA COUNTY
Schedule of Revenues, Expenditures, and Changes in
Fund Balance-Budget and Actual
Sheriff's Forfeiture Fund

For the Year Ended December 31, 2023

	Budgeted Amounts		Actual	Variance
	Original	Final		Favorable (Unfavorable)
Revenues				
Other			\$ 2,229	\$ 2,229
Total Revenues	-	-	2,229	2,229
Expenditures				
Public safety			28,010	(28,010)
Total expenditures	-	-	28,010	(28,010)
Excess revenues over (under) expenditures	-	-	(25,781)	(25,781)
Fund Balances beginning of the year	\$ 25,160	\$ 25,160	38,697	13,537
Fund Balances end of the year	\$ 25,160	\$ 25,160	\$ 12,916	\$ (12,244)

MONTEZUMA COUNTY
Schedule of Revenues, Expenditures, and Changes in
Fund Balance-Budget and Actual
Revolving Loan Fund

For the Year Ended December 31, 2023

	Budgeted Amounts		Actual	Variance
	Original	Final		Favorable (Unfavorable)
Revenues				
Earnings on investments			\$ 145	\$ 145
Total Revenues	-	-	145	145
Expenditures				
Excess revenues over (under) expenditures	-	-	145	145
Other financing sources (uses)				
Operating transfers out				-
Total other financial sources (uses)		-	-	-
Excess (deficit) of revenues and other financing sources over (under) expenditures and other financing uses			145	145
Fund Balances beginning of the year	\$ 1,387	1,387	42,544	41,157
Fund Balances end of the year	\$ 1,387	\$ 1,387	\$ 42,689	\$ 41,302

MONTEZUMA COUNTY
Schedule of Revenues, Expenditures, and Changes in
Fund Balance-Budget and Actual
Lodgers Tax Fund

For the Year Ended December 31, 2023

	Budgeted Amounts		Actual	Variance
	Original	Final		Favorable (Unfavorable)
Revenues				
Lodgers tax	\$ 250,000	\$ 250,000	\$ 307,896	\$ 57,896
Total Revenues	<u>250,000</u>	<u>250,000</u>	<u>307,896</u>	<u>57,896</u>
Expenditures				
General government	250,000	250,000	405,500	(155,500)
Total Expenditures	<u>250,000</u>	<u>250,000</u>	<u>405,500</u>	<u>(155,500)</u>
Excess revenues over (under) expenditures	<u>-</u>	<u>-</u>	<u>(97,604)</u>	<u>(97,604)</u>
Fund Balances beginning of the year	299,109	299,109	339,392	40,283
Fund Balances end of the year	<u>\$ 299,109</u>	<u>\$ 299,109</u>	<u>\$ 241,788</u>	<u>\$ (57,321)</u>

MONTEZUMA COUNTY
Schedule of Revenues, Expenditures, and Changes in
Fund Balance-Budget and Actual
Emergency Reserve Fund

For the Year Ended December 31, 2023

	Budgeted Amounts		Actual	Variance
	Original	Final		Favorable (Unfavorable)
Revenues				
Earnings on investments				
Total Revenues	-	-	-	-
Expenditures				
General government				-
Total Expenditures			-	-
Excess revenues over (under) expenditures			-	-
Other financing sources (uses)				
Operating transfers out				-
Total other financing sources (uses)	-	-	-	-
Excess (deficit) of revenues and other financing sources over (under) expenditures and other financing uses	-	-	-	-
Fund Balances beginning of the year	\$ 722,119	\$ 722,119	\$ 722,119	-
Fund Balances end of the year	\$ 722,119	\$ 722,119	\$ 722,119	\$ -

MONTEZUMA COUNTY
Schedule of Revenues, Expenditures, and Changes in
Fund Balance-Budget and Actual
Contingent Fund

For the Year Ended December 31, 2023

	Budgeted Amounts		Actual	Variance Favorable (Unfavorable)
	Original	Final		
Revenues				
Reimbursements				
Total Revenues	-	-	-	-
Expenditures				
General government				-
Total Expenditures	-	-	-	-
Excess revenues over (under) expenditures	-	-	-	-
Other financing sources (uses)				
Operating transfers out				
Total other financing sources (uses)			-	-
Excess (deficit) of revenues and other financing sources over (under) expenditures and other financing uses	\$ 595,335	\$ 595,335	\$ 595,335	-
Fund Balances end of the year	\$ 595,335	\$ 595,335	\$ 595,335	\$ -

MONTEZUMA COUNTY
Schedule of Revenues, Expenditures, and Changes in
Fund Balance-Budget and Actual
Law Enforcement Authority Fund

For the Year Ended December 31, 2023

	Budgeted Amounts		Actual	Variance
	Original	Final		Favorable (Unfavorable)
Revenues				
Taxes				
Property taxes	\$ 727,683	\$ 727,683	\$ 723,512	\$ (4,171)
Specific ownership taxes	70,000	70,000	93,453	23,453
Delinquent tax and interest	3,000	3,000	39,373	36,373
Miscellaneous			60	60
Total Revenues	<u>800,683</u>	<u>800,683</u>	<u>856,398</u>	<u>55,715</u>
Other financing sources (uses)				
Operating transfers out	(1,885,548)	(1,885,548)	(1,764,574)	120,974
Total other financing sources (uses)	<u>(1,885,548)</u>	<u>(1,885,548)</u>	<u>(1,764,574)</u>	<u>120,974</u>
Excess (deficit) of revenues and other financing sources over (under) expenditures and other financing uses	<u>(1,084,865)</u>	<u>(1,084,865)</u>	<u>(908,176)</u>	<u>176,689</u>
Fund Balances beginning of the year	1,281,856	1,281,856	1,445,107	163,251
Fund Balances end of the year	<u>\$ 196,991</u>	<u>\$ 196,991</u>	<u>\$ 536,931</u>	<u>\$ 339,940</u>

MONTEZUMA COUNTY, COLORADO

Schedule of Revenues, Expenditures and Changes in
Fund Balance- Budget and Actual
Capital Fund

For the Year Ended December 31, 2023

	Budgeted Amounts		Actual	Variance Favorable (Unfavorable)
	Original	Final		
Revenues				
Intergovernmental revenues				
Mineral leasing	\$ 400,000	\$ 400,000	\$ 400,000	\$ -
Grants	730,028	730,028	110,094	(619,934)
Total intergovernmental revenues	<u>1,130,028</u>	<u>1,130,028</u>	<u>510,094</u>	<u>(619,934)</u>
Miscellaneous revenues				
Sale of assets	10,000	10,000	86,390	76,390
Total miscellaneous revenues	<u>10,000</u>	<u>10,000</u>	<u>86,390</u>	<u>76,390</u>
Total Revenues	<u>1,140,028</u>	<u>1,140,028</u>	<u>596,484</u>	<u>(543,544)</u>
Expenditures				
General government	495,987	495,987	107,237	388,750
Public works			55,322	(55,322)
Public safety	512,000	512,000	728,149	(216,149)
Culture and recreation	601,590	601,590	188,898	412,692
Debt service				
Principal			141,373	(141,373)
Interest			14,192	(14,192)
Total expenditures	<u>1,609,577</u>	<u>1,609,577</u>	<u>1,235,171</u>	<u>374,406</u>
Excess (deficit) of revenues over (under) expenditures	(469,549)	(469,549)	(638,687)	(169,138)
Other financing sources (uses)				
Operating transfers in	470,000	470,000	470,000	-
Proceeds from leases			647,066	647,066
Total other financing sources (uses)	<u>470,000</u>	<u>470,000</u>	<u>1,117,066</u>	<u>647,066</u>
Excess (deficit) of revenues and other financing sources over (under) expenditures and other financing uses	<u>451</u>	<u>451</u>	<u>478,379</u>	<u>477,928</u>
Fund balance, beginning	518,627	518,627	1,144,166	625,539
Fund balance, ending	<u>\$ 519,078</u>	<u>\$ 519,078</u>	<u>\$ 1,622,545</u>	<u>\$ 1,103,467</u>

MONTEZUMA COUNTY, COLORADO

Statement of Revenues, Expenditures, and Changes in Net Position - Budget and Actual

Proprietary Fund

Enterprise Fund

Landfill Fund

For the Year Ended December 31, 2023

	Budgeted Amounts		(Non GAAP Basis)	Variance
	Original	Final	Actual Amounts	Favorable (Unfavorable)
Operating Revenues				
Landfill fees	\$ 1,527,054	\$ 1,527,054	\$ 1,663,589	\$ 136,535
Total local sources	<u>1,527,054</u>	<u>1,527,054</u>	<u>1,663,589</u>	<u>136,535</u>
Operating Expenses				
Landfill operations				
Salaries	465,648	465,648	481,411	(15,763)
Employee benefits	160,000	160,000	154,961	5,039
Other operating expenses	213,634	213,634	126,811	86,823
Fuel	115,048	115,048	130,705	(15,657)
Professional fees	171,450	171,450	211,483	(40,033)
Utilities	40,849	40,849	35,192	5,657
Insurance and bonds	47,935	47,935	47,606	329
Repairs and maintenance	103,283	103,283	110,752	(7,469)
Capital outlay	92,412	92,412	85,937	6,475
Total Operating Expenses	<u>1,410,259</u>	<u>1,410,259</u>	<u>1,384,858</u>	<u>25,401</u>
Operating income (loss)	<u>116,795</u>	<u>116,795</u>	<u>278,731</u>	<u>161,936</u>
Non-Operating Revenue (Expense)				
(Increase) Decrease in accrued closure costs	(120,000)	(120,000)	(204,038)	(84,038)
Grants		-	20,000	20,000
Total Non-Operating Revenue (Expense)	<u>(120,000)</u>	<u>(120,000)</u>	<u>(184,038)</u>	<u>(64,038)</u>
Change in net position non GAAP basis	(3,205)	(3,205)	94,693	97,898
Add capital outlay			85,937	85,937
Less depreciation expense			(369,171)	(369,171)
Change in net position	<u>(3,205)</u>	<u>(3,205)</u>	<u>(188,541)</u>	<u>(185,336)</u>
Net position beginning of the year	1,018,887	1,018,887	2,458,468	1,439,581
Net position end of the year	<u>\$ 1,015,682</u>	<u>\$ 1,015,682</u>	<u>\$ 2,269,927</u>	<u>\$ 1,254,245</u>

INFORMATION REQUIRED BY OVERSIGHT AUTHORITIES

Majors and Haley, P.C.
Certified Public Accountants

P.O. Box 1478
Cortez, CO 81321
(970) 565-9521
Fax: (970) 565-9441

Chris L. Majors, CPA, MT

Lori Hasty Haley, CPA

INDEPENDENT AUDITOR'S REPORT ON INTERNAL CONTROL OVER FINANCIAL
REPORTING AND ON COMPLIANCE AND OTHER MATTERS BASED ON AN AUDIT OF
FINANCIAL STATEMENTS PERFORMED IN ACCORDANCE WITH *GOVERNMENT
AUDITING STANDARDS*

To the Board of County Commissioners
Montezuma County, Colorado
Cortez, Colorado 81321

We have audited, in accordance with the auditing standards generally accepted in the United States of America and the standards applicable to financial audits contained in *Government Auditing Standards* issued by the Comptroller General of the United States, the financial statements of the governmental activities, the business-type activities, each major fund, and the aggregate remaining fund information of Montezuma County, Colorado, as of and for the year ended December 31, 2023, and the related notes to the financial statements, which collectively comprise Montezuma County, Colorado's basic financial statements, and have issued our report thereon dated August 6, 2024.

Report on Internal Control over Financial Reporting

In planning and performing our audit of the financial statements, we considered Montezuma County, Colorado's internal control over financial reporting (internal control) as a basis for designing audit procedures that are appropriate in the circumstances for the purpose of expressing our opinions on the financial statements, but not for the purpose of expressing an opinion on the effectiveness of Montezuma County, Colorado's internal control. Accordingly, we do not express an opinion on the effectiveness of Montezuma County, Colorado's internal control.

A deficiency in internal control exists when the design or operation of a control does not allow management or employees, in the normal course of performing their assigned functions, to prevent, or detect and correct, misstatements, on a timely basis. *A material weakness* is a deficiency, or a combination of deficiencies, in internal control, such that there is a reasonable possibility that a material misstatement of the entity's financial statements will not be prevented, or detected and corrected, on a timely basis. *A significant deficiency* is a deficiency, or a combination of deficiencies, in internal control that is less severe than a material weakness, yet important enough to merit attention by those charged with governance.

Our consideration of internal control was for the limited purpose described in the first paragraph of this section and was not designed to identify all deficiencies in internal control that might be material weaknesses or, significant deficiencies. Given these limitations, during our audit we did not identify any deficiencies in internal control that we consider to be material

weaknesses. However, material weaknesses or significant deficiencies may exist that were not identified.

Report on Compliance and Other Matters

As part of obtaining reasonable assurance about whether Montezuma County, Colorado's financial statements are free from material misstatement, we performed tests of its compliance with certain provisions of laws, regulations, contracts, and grant agreements, noncompliance with which could have a direct and material effect on the financial statements. However, providing an opinion on compliance with those provisions was not an objective of our audit, and accordingly, we do not express such an opinion. The results of our tests disclosed no instances of noncompliance or other matters that are required to be reported under *Government Auditing Standards*.

Purpose of This Report

The purpose of this report is solely to describe the scope of our testing of internal control and compliance and the results of that testing, and not to provide an opinion on the effectiveness of the entity's internal control or on compliance. This report is an integral part of an audit performed in accordance with *Government Auditing Standards* in considering the entity's internal control and compliance. Accordingly, this communication is not suitable for any other purpose.



Majors and Haley, P.C.
August 6, 2024

Majors and Haley, P.C.
Certified Public Accountants

P.O. Box 1478
Cortez, CO 81321
(970) 565-9521
Fax: (970) 565-9441

Chris L. Majors, CPA, MT

Lori Hasty Haley, CPA

INDEPENDENT AUDITOR'S REPORT ON COMPLIANCE FOR EACH MAJOR PROGRAM
AND ON INTERNAL CONTROL OVER COMPLIANCE REQUIRED BY THE UNIFORM GUIDANCE

To the Board of County Commissioners
Montezuma County, Colorado
Cortez, Colorado 81321

Report on Compliance for Each Major Federal Program

Opinion on Each Major Federal Program

We have audited Montezuma County, Colorado's compliance with the types of compliance requirements identified as subject to audit in the OMB *Compliance Supplement* that could have a direct and material effect on each of Montezuma County Colorado's major federal programs for the year ended December 31, 2023. Montezuma County, Colorado's major federal programs are identified in the summary of auditor's results section of the accompanying schedule of findings and questioned costs.

In our opinion, Montezuma County, Colorado complied, in all material respects, with the types of compliance requirements referred to above that could have a direct and material effect on each of its major federal programs for the year ended December 31, 2023.

Basis for Opinion on Each Major Federal Program

We conducted our audit of compliance in accordance with auditing standards generally accepted in the United States of America; the standards applicable to financial audits contained in *Government Auditing Standards*, issued by the Comptroller General of the United States; and the audit requirements of Title 2 U.S. *Code of Federal Regulations* Part 200, *Uniform Administrative Requirements, Cost Principles, and Audit Requirements for Federal Awards* (Uniform Guidance). Our responsibilities under those standards and the Uniform Guidance are further described in the Auditor's Responsibilities for the Audit of Compliance section of our report.

We are required to be independent of Montezuma County, Colorado and to meet our other ethical responsibilities, in accordance with relevant ethical requirements relating to our audit. We believe that the audit evidence we have obtained is sufficient and appropriate to provide a basis for our opinion on compliance for each major federal program. Our audit does not provide a legal determination of Montezuma County, Colorado's compliance with the compliance requirements referred to above.

Responsibilities of Management for Compliance

Management is responsible for compliance with the requirements referred to above and for the design, implementation, and maintenance of effective internal control over compliance with the requirements of laws, statutes, regulations, rules, and provisions of contracts or grant agreements applicable to Montezuma County, Colorado's federal programs.

Auditor's Responsibilities for the Audit of Compliance

Our objectives are to obtain reasonable assurance about whether material noncompliance with the compliance requirements referred to above occurred, whether due to fraud or error, and express an opinion on Montezuma County, Colorado's compliance based on our audit. Reasonable assurance is a high level of assurance but is not absolute assurance and therefore is not a guarantee that an audit

conducted in accordance with generally accepted auditing standards, *Government Auditing Standards*, and the Uniform Guidance will always detect material noncompliance when it exists. The risk of not detecting material noncompliance resulting from fraud is higher than for that resulting from error, as fraud may involve collusion, forgery, intentional omissions, misrepresentations, or the override of internal control. Noncompliance with the compliance requirements referred to above is considered material if there is a substantial likelihood that, individually or in the aggregate, it would influence the judgment made by a reasonable user of the report on compliance about Montezuma County, Colorado's compliance with the requirements of each major federal program as a whole.

In performing an audit in accordance with generally accepted auditing standards, *Government Auditing Standards*, and the Uniform Guidance, we:

- Exercise professional judgment and maintain professional skepticism throughout the audit.
- Identify and assess the risks of material noncompliance, whether due to fraud or error, and design and perform audit procedures responsive to those risks. Such procedures include examining, on a test basis, evidence regarding Montezuma County, Colorado's compliance with the compliance requirements referred to above and performing such other procedures as we considered necessary in the circumstances.
- Obtain an understanding of Montezuma County, Colorado's internal control over compliance relevant to the audit in order to design audit procedures that are appropriate in the circumstances and to test and report on internal control over compliance in accordance with the Uniform Guidance, but not for the purpose of expressing an opinion on the effectiveness of Montezuma County, Colorado's internal control over compliance. Accordingly, no such opinion is expressed.

We are required to communicate with those charged with governance regarding, among other matters, the planned scope and timing of the audit and any significant deficiencies and material weaknesses in internal control over compliance that we identified during the audit.

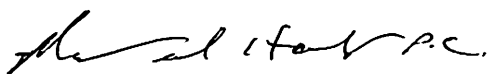
Report on Internal Control over Compliance

A deficiency in internal control over compliance exists when the design or operation of a control over compliance does not allow management or employees, in the normal course of performing their assigned functions, to prevent, or detect and correct, noncompliance with a type of compliance requirement of a federal program on a timely basis. *A material weakness in internal control over compliance* is a deficiency, or a combination of deficiencies, in internal control over compliance, such that there is a reasonable possibility that material noncompliance with a type of compliance requirement of a federal program will not be prevented, or detected and corrected, on a timely basis. *A significant deficiency in internal control over compliance* is a deficiency, or a combination of deficiencies, in internal control over compliance with a type of compliance requirement of a federal program that is less severe than a material weakness in internal control over compliance, yet important enough to merit attention by those charged with governance.

Our consideration of internal control over compliance was for the limited purpose described in the Auditor's Responsibilities for the Audit of Compliance section above and was not designed to identify all deficiencies in internal control over compliance that might be material weaknesses or significant deficiencies in internal control over compliance. Given these limitations, during our audit we did not identify any deficiencies in internal control over compliance that we consider to be material weaknesses, as defined above. However, material weaknesses or significant deficiencies in internal control over compliance may exist that were not identified.

Our audit was not designed for the purpose of expressing an opinion on the effectiveness of internal control over compliance. Accordingly, no such opinion is expressed.

The purpose of this report on internal control over compliance is solely to describe the scope of our testing of internal control over compliance and the results of that testing based on the requirements of the Uniform Guidance. Accordingly, this report is not suitable for any other purpose.



Majors and Haley, P.C.
August 6, 2024

MONTEZUMA COUNTY COLORADO
Schedule of Expenditures of Federal Awards
For the Year Ended December 31, 2023

<i>Federal Grantor/Program or Cluster Title</i>	<i>Federal CFDA Number</i>	<i>Pass-through Grantor and Number</i>	<i>Federal Expenditures(\$)</i>
CCDF Cluster-Cluster			
Department of Health and Human Services Child Care and Development Block Grant			
Child Care and Development Block Grant	93.575	Colorado Department of Human Services	\$ 312,527
Child Care Mandatory and Matching Funds of the Child Care and Development Fund			
Child Care Mandatory and Matching Funds of the Child Care and Development Fund	93.596	Colorado Department of Human Services	97,354
Total CCDF Cluster-Cluster			<u>409,881</u>
Food Distribution Cluster-Cluster			
United States Department of Agriculture			
Commodity Supplemental Food Program	10.565	Care and Share Food Bank of Southern Colorado	23,901
Emergency Food Assistance Program (Food Commodities)	10.569	Care and Share Food Bank for Southern Colorado	55,552
Total Food Distribution Cluster-Cluster			<u>79,453</u>
Forest Service Schools and Roads Cluster-Cluster			
United States Department of Agriculture Schools and Roads - Grants to Counties			
Schools and Roads - Grants to Counties	10.666	Direct Program	57,586
Total Forest Service Schools and Roads Cluster-Cluster			<u>57,586</u>
Medicaid Cluster-Cluster			
Department of Health and Human Services			
Medical Assistance Program	93.778	Colorado Department of Human Services	428,036
Medical Assistance Program	93.778	Colorado Department of Health Care Policy and Financing	127,665
Total Medical Assistance Program			<u>555,701</u>
Total Medicaid Cluster-Cluster			<u>555,701</u>
SNAP Cluster-Cluster			
United States Department of Agriculture			
Supplemental Nutrition Assistance Program	10.551	Colorado Department of Human Services	23,110
State Administrative Matching Grants for the Supplemental Nutrition Assistance Program	10.561	Colorado Department of Human Services	406,256
Total SNAP Cluster-Cluster			<u>429,366</u>
Other Programs			
United States Department of Justice			
Edward Byrne Memorial Justice Assistance Grant Program	16.738	Colorado Department of Public Safety	29,380
Department of Transportation			
Highway Planning and Construction	20.205	Colorado Department of Transportation	2,198,622
Formula Grants for Rural Areas and Tribal Transit Program	20.509	Colorado Department of Transportation	189,977
Department of Health and Human Services			
Public Health Emergency Preparedness	93.069	Colorado Department of Public Health and Environment	70,110
Guardianship Assistance	93.090	Colorado Department of Human Services	-32,356
Injury Prevention and Control Research and State and Community Based Programs	93.136	Colorado Department of Public Health and Environment	161,293
(Continued)			

The accompanying notes are an integral part of this schedule

MONTEZUMA COUNTY COLORADO
Schedule of Expenditures of Federal Awards
For the Year Ended December 31, 2023

<i>Federal Grantor/Program or Cluster Title</i>	<i>Federal CFDA Number</i>	<i>Pass-through Grantor and Number</i>	<i>Federal Expenditures(\$)</i>
Substance Abuse and Mental Health Services Projects of Regional and National Significance	93.243	Colorado Department of Public Health and Environment	\$ 14,032
Immunization Cooperative Agreements	93.268	Colorado Department of Public Health and Environment	25,889
Epidemiology and Laboratory Capacity for Infectious Diseases (ELC)	93.323	Colorado Department of Public Health and Environment	142,691
Public Health Emergency Response: Cooperative Agreement for Emergency Response: Public Health Crisis Response	93.354	Colorado Department of Public Health and Environment	23,579
MaryLee Allen Promoting Safe and Stable Families Program	93.556	Colorado Department of Human Services	163,156
Temporary Assistance for Needy Families (TANF) State Programs	93.558	Colorado Department of Human Services	838,046
Child Support Enforcement	93.563	Colorado Department of Human Services	222,032
Stephanie Tubbs Jones Child Welfare Services Program	93.645	Colorado Department of Human Services	6,762
Foster Care Title IV-E	93.658	Colorado Department of Human Services	415,910
Adoption Assistance	93.659	Colorado Department of Human Services	57,986
Social Services Block Grant	93.667	Colorado Department of Human Services	95,497
Elder Abuse Prevention Interventions Program	93.747	Colorado Department of Human Services	4,897
Maternal and Child Health Services Block Grant to the States Department of the Treasury	93.994	Colorado Department of Public Health and Environment	30,705
CORONAVIRUS STATE AND LOCAL FISCAL RECOVERY FUNDS	21.027	Colorado Department of Human Services	20,520
CORONAVIRUS STATE AND LOCAL FISCAL RECOVERY FUNDS	21.027	Colorado Department of Local Affairs	65,252
Total CORONAVIRUS STATE AND LOCAL FISCAL RECOVERY FUNDS			85,772
Local Assistance and Tribal Consistency Fund United States Department of Agriculture	21.032	Direct Program	3,087,874
WIC Special Supplemental Nutrition Program for Women, Infants, and Children	10.557	Colorado Department of Public Health and Environment	122,927
WIC Special Supplemental Nutrition Program for Women, Infants, and Children	10.557	Colorado Department of Public Health and Environment	436,832
Total WIC Special Supplemental Nutrition Program for Women, Infants, and Children			559,759
Forest Health Protection	10.680		49,934
Total Other Programs			8,441,547
Total Expenditures of Federal Awards			\$ 9,973,534

The accompanying notes are an integral part of this schedule

MONTEZUMA COUNTY, COLORADO

NOTES TO THE SCHEDULE OF EXPENDITURES OF FEDERAL AWARDS For the Year Ended December 31, 2023

Organization

The accompanying schedule of expenditures of federal awards presents the activity of all federal award programs of Montezuma County, Colorado for the year ended December 31, 2023. All federal awards received directly from federal agencies as well as federal awards passed through other governmental agencies, are included on the schedule.

Basis Of Presentation

The accompanying schedule of expenditures of federal awards includes the federal grant activity of the County and is presented on the modified accrual basis of accounting. The information in this schedule is presented in accordance with the requirements of Title 2 U.S. *Code of Federal Regulations* Part 200, *Uniform Administrative Requirements, Cost Principles, and Audit Requirements for Federal Awards*. Therefore, some amounts presented in the schedule may differ from amounts presented in, or used in, the preparation of the basic financial statements.

Indirect Costs

The County has not elected to use the 10% *de minimis* indirect cost rate as allowed in the Uniform Guidance, Section 414.

Food Distribution

Non-monetary assistance is reported in the Schedule at the fair market value of the commodities received and disbursed.

Sub-recipients

Montezuma County had no sub-recipients of federal funds for the year ended December 31, 2023.

MONTEZUMA COUNTY, COLORADO
 SCHEDULE OF FINDINGS AND QUESTIONED COSTS
 For the Year Ended December 31, 2023

Section 1- Summary of Auditors' Results

Financial Statements

Type of auditors' report issued		Unmodified Opinion
Internal control over financial reporting:		
Material weakness(es) identified?	_____ yes	_____ X _____ no
Significant deficiency(ies) identified not considered to be material weaknesses?	_____ yes	_____ X _____ no

Federal Awards

Internal control over major programs:		
Material weakness(es) identified?	_____ yes	_____ X _____ no
Significant deficiency(ies) identified not considered to be material weaknesses?	_____ yes	_____ X _____ no

Type of auditors' report issued on compliance
for major programs: Unmodified Opinion

Any audit findings disclosed that are required to be reported in accordance with Uniform Guidance	_____ yes	_____ X _____ no
---------------------------------------------------------------------------------------------------------	-----------	------------------

Identification of major programs:

CFDA Number	Name of Federal Program or Cluster
20.205	Highway Planning and Construction
21.032	Local Assistance and Tribal Consistency Fund

Dollar threshold to distinguish between Type A and Type B programs:	\$750,000
------------------------------------------------------------------------	-----------

Auditee qualified as low-risk auditee	_____ X _____ yes	_____ no
---------------------------------------	-------------------	----------

Section 2- Findings under Generally Accepted Government Auditing Standards

There were no findings required to be reported under Generally Accepted Government Auditing Standards

Section 3- Findings and Questioned Costs Under Uniform Guidance

There were no findings or questioned cost for federal awards as defined in the Uniform Guidance.

MONTEZUMA COUNTY, COLORADO

SUMMARY SCHEDULE OF PRIOR AUDIT FINDINGS
For the Year Ended December 31, 2023

There were no prior year findings or questioned costs noted that were reportable under the Uniform Guidance criteria.

MONTEZUMA COUNTY, COLORADO

SCHEDULE OF CORRECTIVE ACTION PLAN
For the Year Ended December 31, 2023

There were no audit findings to be included in the current audit report; therefore, a corrective action plan is not necessary.

LOCAL HIGHWAY FINANCE REPORT	STATE: COLORADO YEAR ENDING (mm/yy): 12/23
-------------------------------------	-------------------------------------------------------------------

This Information From The Records Of: Montezuma County, Colorado	Prepared By: Majors and Haley P.C.
----------------------------------------------------------------------------	----------------------------------------------

I. DISPOSITION OF HIGHWAY-USER REVENUES AVAILABLE FOR LOCAL GOVERNMENT EXPENDITURE

ITEM	A. Local Motor-Fuel Taxes	B. Local Motor-Vehicle Taxes	C. Receipts from State Highway-User Taxes	D. Receipts from Federal Highway Administration
1. Total receipts available				
2. Minus amount used for collection expenses				
3. Minus amount used for nonhighway purposes				
4. Minus amount used for mass transit				
5. Remainder used for highway purposes				

II. RECEIPTS FOR ROAD AND STREET PURPOSES		III. EXPENDITURES FOR ROAD AND STREET PURPOSES	
ITEM	AMOUNT	ITEM	AMOUNT
A. Receipts from local sources:		A. Local highway expenditures:	
1. Local highway-user taxes		1. Capital outlay (from page 2)	\$ 4,197,359.00
a. Motor Fuel (from Item I.A.5.)		2. Maintenance:	\$ 4,305,285.00
b. Motor Vehicle (from Item I.B.5.)		3. Road and street services:	
c. Total (a.+b.)		a. Traffic control operations	\$ -
2. General fund appropriations		b. Snow and ice removal	\$ 241,340.00
3. Other local imposts (from page 2)	\$ 2,052,936.00	c. Other	\$ 145,323.00
4. Miscellaneous local receipts (from page 2)	\$ 1,008,108.00	d. Total (a. through c.)	\$ 386,663.00
5. Transfers from toll facilities		4. General administration & miscellaneous	\$ 201,217.00
6. Proceeds of sale of bonds and notes:		5. Highway law enforcement and safety	
a. Bonds - Original Issues		6. Total (1 through 5)	\$ 9,090,524.00
b. Bonds - Refunding Issues		B. Debt service on local obligations:	
c. Notes		1. Bonds:	
d. Total (a. + b. + c.)	\$ -	a. Interest	
7. Total (1 through 6)	\$ 3,061,044.00	b. Redemption	
B. Private Contributions		c. Total (a. + b.)	\$ -
C. Receipts from State government		2. Notes:	
(from page 2)	\$ 3,026,893.00	a. Interest	\$ 48,307.00
D. Receipts from Federal Government		b. Redemption	\$ 183,648.00
(from page 2)	\$ 2,456,208.00	c. Total (a. + b.)	\$ 231,955.00
E. Total receipts (A.7 + B + C + D)	\$ 8,544,145.00	3. Total (1.c + 2.c)	\$ 231,955.00
		C. Payments to State for highways	
		D. Payments to toll facilities	
		E. Total expenditures (A.6 + B.3 + C + D)	\$ 9,322,479.00

IV. LOCAL HIGHWAY DEBT STATUS

(Show all entries at par)

	Opening Debt	Amount Issued	Redemptions	Closing Debt
A. Bonds (Total)				\$ -
1. Bonds (Refunding Portion)				\$ -
B. Notes (Total)	\$ 1,249,978.00		\$ 183,648.00	\$ 1,066,330.00

V. LOCAL ROAD AND STREET FUND BALANCE (RECEIPTS AND DISBURSEMENTS ONLY)

	A. Beginning Balance	B. Total Receipts	C. Total Disbursements	D. Ending Balance	E. Reconciliation
	\$ 4,069,103.00	\$ 8,544,145.00	\$ 9,322,479.00	\$ 3,290,769.00	\$ -

Notes and Comments:

LOCAL HIGHWAY FINANCE REPORT

STATE:
COLORADO
 YEAR ENDING (mm/yy):
12/23

II. RECEIPTS FOR ROAD AND STREET PURPOSES - DETAIL

ITEM	AMOUNT	ITEM	AMOUNT
A.3. Other local imposts:		A.4. Miscellaneous local receipts:	
a. Property Taxes and Assessments	\$ 1,509,574.00	a. Interest on investments	
b. Other local imposts:		b. Traffic Fines & Penalties	
1. Sales Taxes		c. Parking Garage Fees	
2. Infrastructure & Impact Fees	\$ 230,780.00	d. Parking Meter Fees	
3. Liens		e. Sale of Surplus Property	\$ 15,737.00
4. Licenses		f. Charges for Services	\$ 971,175.00
5. Specific Ownership &/or Other	\$ 312,582.00	g. Other Misc. Receipts	\$ 21,196.00
6. Total (1. through 5.)	\$ 543,362.00	h. Other Reimbursements	
c. Total (a. + b.)	\$ 2,052,936.00	i. Total (a. through h.)	\$ 1,008,108.00
<i>(Carry forward to page 1)</i>		<i>(Carry forward to page 1)</i>	

ITEM	AMOUNT	ITEM	AMOUNT
C. Receipts from State Government		D. Receipts from Federal Government	
1. Highway-user taxes (from Item I.C.5.)	\$ 2,827,818.00	1. FHWA (from Item I.D.5.)	
2. State general funds		2. Other Federal agencies:	
3. Other State funds:		a. Forest Service	\$ 57,586.00
a. State bond proceeds		b. FEMA	
b. Project Match		c. HUD	
c. Motor Vehicle Registrations	\$ 82,690.00	d. Federal Transit Administration	
d. DOLA Grant	\$ 116,385.00	e. U.S. Corps of Engineers	
e. Other		f. Other Federal Grants and Mineral Lea	\$ 2,398,622.00
f. Total (a. through e.)	\$ 199,075.00	g. Total (a. through f.)	\$ 2,456,208.00
4. Total (1. + 2. + 3.f)	\$ 3,026,893.00	3. Total (1. + 2.g)	\$ 2,456,208.00
<i>(Carry forward to page 1)</i>		<i>(Carry forward to page 1)</i>	

III. EXPENDITURES FOR ROAD AND STREET PURPOSES - DETAIL

	ON NATIONAL HIGHWAY SYSTEM (a)	OFF NATIONAL HIGHWAY SYSTEM (b)	TOTAL (c)
A.1. Capital outlay:			
a. Right-Of-Way Costs			\$ -
b. Engineering Costs			\$ -
c. Construction:			
(1). New Facilities			\$ -
(2). Capacity Improvements			\$ -
(3). System Preservation		\$ 4,197,359.00	\$ 4,197,359.00
(4). System Enhancement And Operation			\$ -
(5). Total Construction (1)+(2)+(3)+(4)	\$ -	\$ 4,197,359.00	\$ 4,197,359.00
d. Total Capital Outlay (Lines 1.a. + 1.b. + 1.c.4)	\$ -	\$ 4,197,359.00	\$ 4,197,359.00
<i>(Carry forward to page 1)</i>			

Notes and Comments: